

ChatGPT Content Generator + Blog

V. 1.1.10

Compatibility

PrestaShop 1.7.5 – 8.x

Goal

GENERATES, TRANSLATES or REWRITES unique SEO-optimized descriptions for products, categories or pages using ChatGPT AI. Our new secret weapons: **AI-generated BLOG & product SPIN-OFFs** will boost your SEO and sales!

New! BLOG functionality provides AI-generation of posts for the specified products. Internal cross-linking through SEO related posts appearing on product pages and vice versa - related products appearing on posts.

New! SPIN-OFFs functionality allows you to increase your sales and SEO with ChatGPT AI - generate multiple pages for the same product, expand your product offerings and enhance content generation.

New! Added blog categories.

New! Displaying posts anywhere on the site (using hooks).

New! Automatic generation of blogposts by crown.

Benefits for Merchants

- You **don't pay** for using ChatGPT additionally! **Any language** is supported!
- **GENERATES, TRANSLATES or REWRITES** the content for products, categories or pages **using ChatGPT AI**
- Built-in **BLOG with the posts generated by ChatGPT AI** will boost your SEO
- **Product SPIN-OFFs generator by ChatGPT AI!** Can one product have multiple sales pages for it? Easily!
- Generate **product descriptions** and characteristics **based on EAN**
- **Statistics of used word** limits for content generated **by ChatGPT AI**
- **Custom request templates** for maximum flexibility
- Each spin-off product can have **individual or common stock**, so the product can be ordered from any page
- Spin-off pages will be added to the **XML and HTML sitemaps** of the site
- Blog posts have **SEO-markup JSON+LD** and a section with **related products**
- Blog can generate posts for the specified product

Benefits for customers

- Site visitors will see high-quality text product descriptions, categories and pages easily generated by ChatGPT
- Blog posts and product Spin-offs will increase the number of indexed pages with unique SEO content generated by ChatGPT or edited manually by the admin
- Internal crosslinking of blog pages and spin-offs will boost your SEO tremendously
- It does not matter for visitors where to order the product: the main page of the product or any of its spin-offs or blog posts – the cart with the checkout is the same!
- Stock of the product could be common for all spin-off pages together with the main product page or individual (at the choice of the administrator)

Features

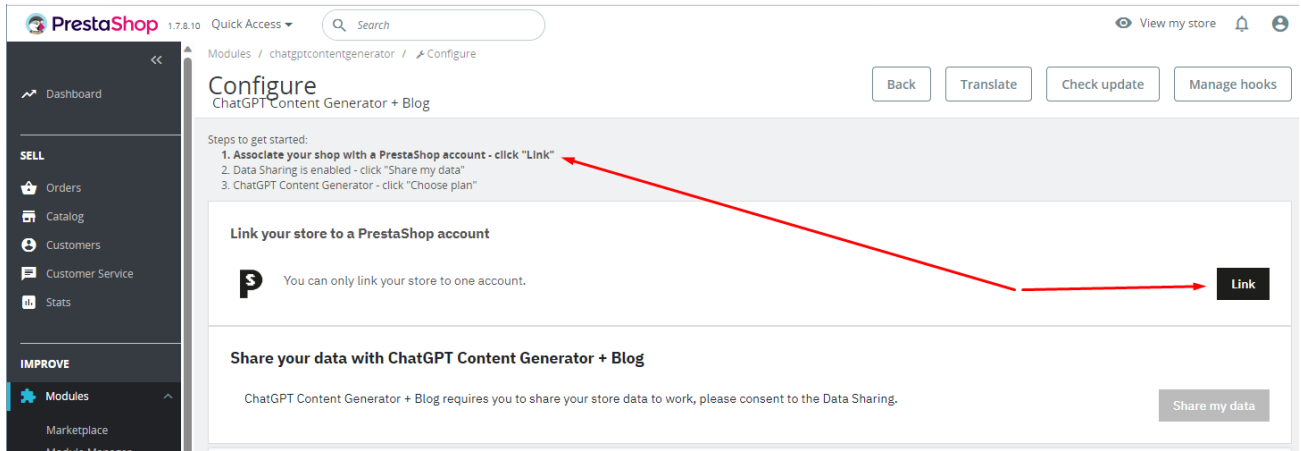
- **Multilanguage** compatibility and no extra fees for ChatGPT usage
- **Generate, translate or rewrite** everything: products, pages or categories by ChatGPT
- Unlimited number of **product Spin-Offs** generated by ChatGPT
- **XML and HTML sitemaps for Spin-Offs**
- **AI-generated blog** with the posts dedicated to products
- **Blog posts** with the recommended products
- SEO - markup

1. Main page

1.1. Account connection

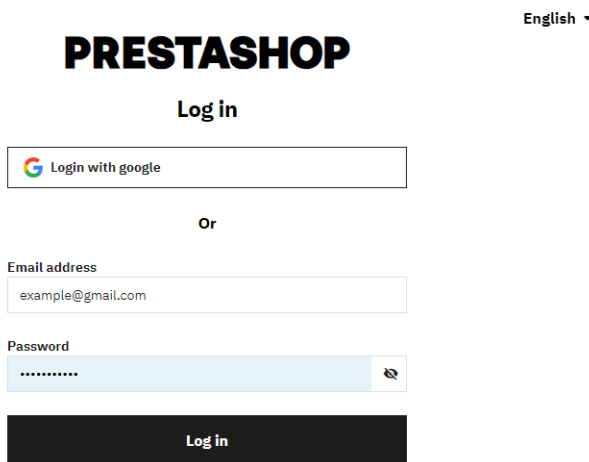
In order to start working with the module, you need to link it to your personal account registered on **Prestashop Addons** <https://addons.prestashop.com>

The **Link** button opens a pop-up window where you need to authorise (via login and password) and confirm the store's connection with your account.

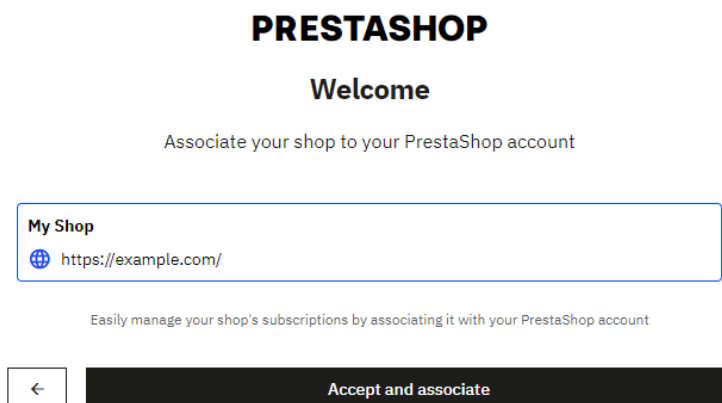


To do this, you need to confirm access to the store data by clicking the **"Login in"** and **"Accept and associate"** buttons.

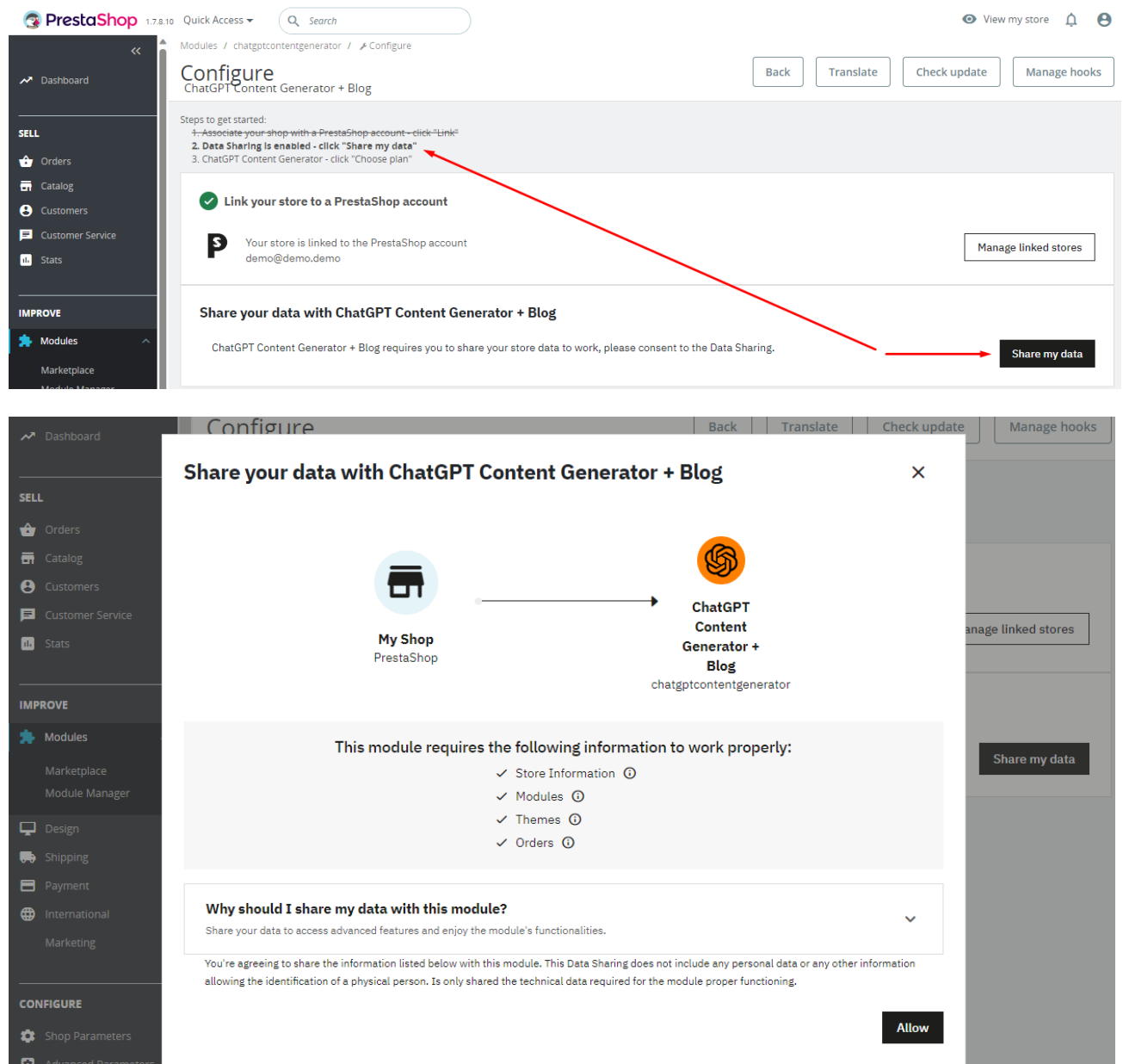
- **Login in** button to complete the authorisation:



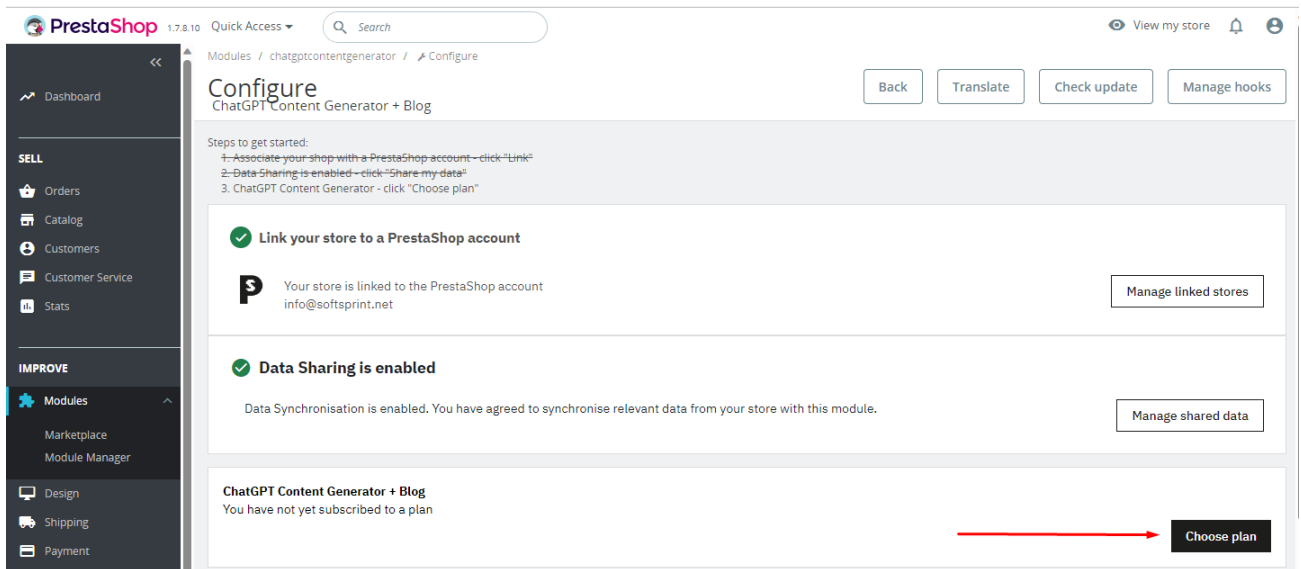
- **Accept and associate** button to complete the sequence of your module with the official Prestashop service:



- **Share my data** button lists the data types used by this module. By clicking this button, you allow the data exchange between the module and your store:



- **Choose plan** button is needed to choose a subscription plan and activate it for using the functionality of the module. You will be suggested to choose a tariff and pay for it.



1.2. Spin-off General settings

The global parameters of the module affect all created spin-offs.
The form has the following fields:

- **Spin-off products visibility** – sets the visibility mode of spin-off products:
 - **Everywhere** – spin-off products will be visible everywhere
 - **Catalog only** – spin-off products will be visible only in the catalog
 - **Search only** – spin-off products will be visible only in search
 - **Nowhere** – spin-off products will be hidden everywhere
- **New spin-off products stock** – choose how the quantity of spin-off products will be calculated:
 - **Individual** – quantity is calculated individually for each new spin-off product
 - **Common** – quantity of the spin-off product is tied to the parent product
- **Add spin-offs to sitemap XML** – whether to add links to spin-off products to the XML sitemap:
 - **Enabled** – spin-offs will be added to the sitemap XML
 - **Disabled** – spin-offs will not be added to the sitemap XML

1.3. XML Sitemap

If the **Add spin-offs to sitemap XML** function is enabled in the module settings, the generated products will be automatically added to the site map generated by the **Google sitemap** module.

Spin-off General settings

* Spin-off products visibility: Nowhere
Where spin-off product pages will be displayed to store visitors

New spin-off products stock: ☒ Common

Add spin-offs to sitemap XML: ☒ Enabled
If disabled, the spin-offs will not be added to the sitemap XML.

Save

```
<?xml version="1.0"?>
<urlset xmlns="http://www.sitemaps.org/sitemaps+0.9.1" xmlns:xsi="http://www.w3.org/2001/XMLSchema-instance" xsi:schemaLocation="http://www.sitemaps.org/sitemaps+0.9.1 http://www.sitemaps.org/sitemaps+0.9.1.xsd">
  <url>
    <loc>https://[redacted]/en/home-accessories/36-customizable-mug.html</loc>
    <lastmod>2023-09-01T14:37:40+02:00</lastmod>
    <changefreq>weekly</changefreq>
    <priority>0.9</priority>
    <image:image>
      <loc>https://[redacted]/40-large_default/customizable-mug.jpg</loc>
      <caption><![CDATA[ ]]></caption>
      <title><![CDATA[ Customizable mug ]]></title>
    </image:image>
  </url>
  <url>
    <loc>https://[redacted]/en/home-accessories/37-customizable-mug.html</loc>
    <lastmod>2023-09-04T08:56:40+02:00</lastmod>
    <changefreq>weekly</changefreq>
    <priority>0.9</priority>
    <image:image>
      <loc>https://[redacted]/41-large_default/customizable-mug.jpg</loc>
      <caption><![CDATA[ ]]></caption>
      <title><![CDATA[ Mug that can be personalized ]]></title>
    </image:image>
  </url>
  <url>
    <loc>https://[redacted]/en/3-clothes</loc>
    <lastmod>2023-08-25T09:31:41+02:00</lastmod>
    <changefreq>weekly</changefreq>
    <priority>0.8</priority>
    <image:image>
      <loc>https://[redacted]/c/3-category_default/clothes.jpg</loc>
      <caption><![CDATA[ Discover our favorites fashionable discoveries, a selection of cool items to integrate in your wardrobe. Compose a unique style with personality which matches your own. ]]></caption>
      <title><![CDATA[ Clothes ]]></title>
    </image:image>
  </url>
  <url>
    <loc>https://[redacted]/en/4-men</loc>
    <lastmod>2023-08-25T09:31:41+02:00</lastmod>
    <changefreq>weekly</changefreq>
    <priority>0.8</priority>
    <image:image>
      <loc>https://[redacted]/c/4-category_default/men.jpg</loc>
      <caption><![CDATA[ ]]></caption>
      <title><![CDATA[ ]]></title>
    </image:image>
  </url>
</urlset>
```

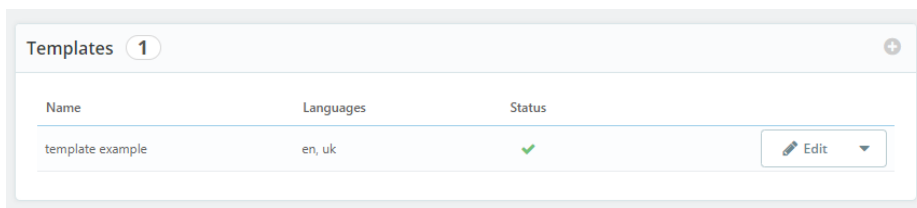
1.4. Use of tariff features

Use of tariff features							
Plan name	Status	Deadline	Product words	Category words	Pages, Spin-offs & Blog words	Spin-offs ?	Allow custom requests
Top	14 days left	Dec 15, 2023	1037/200000	10/60000	3827/200000	3 / ∞	✓

This table displays usage statistics and tariff plan limits

1.5. Templates

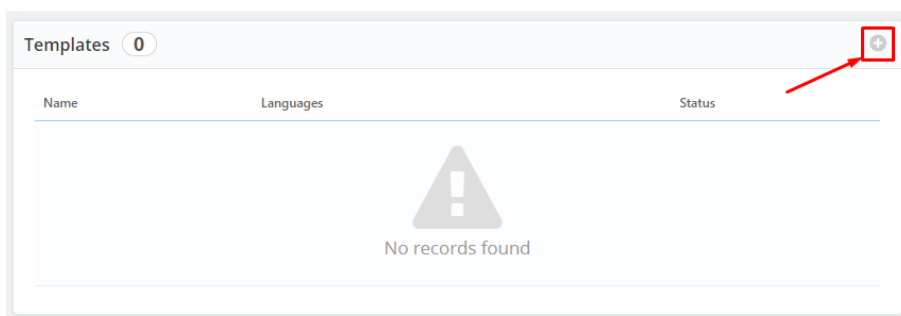
This table displays the created templates with the ability to edit them and create new ones. Templates are used for the requests to ChatGPT while sending the requests for the content generation of the products / pages / categories. The number of templates is unlimited.



The screenshot shows a table titled 'Templates' with a count of 1. The table has three columns: 'Name', 'Languages', and 'Status'. There is one row with the values 'template example', 'en, uk', and a green checkmark. An 'Edit' button is visible at the end of the row.

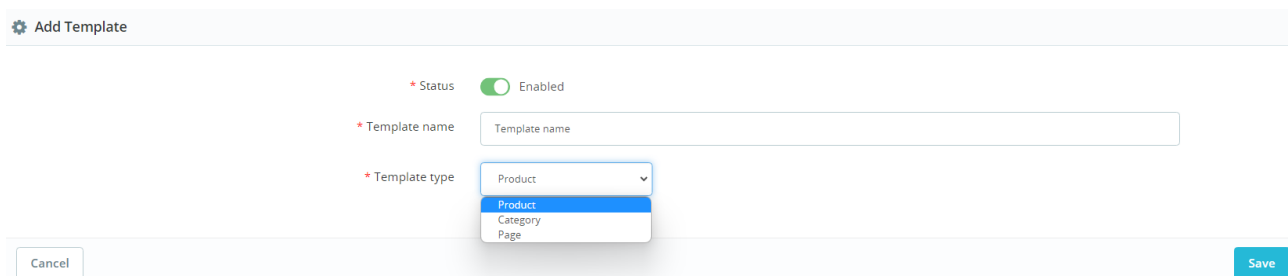
Name	Languages	Status
template example	en, uk	✓

Click the **Add new** button:



The screenshot shows the 'Templates' table with a count of 0. The table is empty, displaying a 'No records found' message with a warning icon. A red box and arrow highlight the '+' button in the top right corner, which is used to add new templates.

Name	Languages	Status
------	-----------	--------



The 'Add Template' form includes a 'Status' toggle set to 'Enabled', a required 'Template name' text field, and a required 'Template type' dropdown menu. The dropdown menu is open, showing options: 'Product', 'Category', and 'Page'. 'Product' is currently selected. At the bottom, there are 'Cancel' and 'Save' buttons.

* Status ☒ Enabled

* Template name

* Template type

Product
Category
Page

Cancel Save

Add Template fields

- **Status** – status of template Enabled / Disabled
- **Template name** – template name for internal use
- **Template type** – where the template will be used
 - **Product** – product page and products list
 - **Category** – category form and categories list
 - **Page** – CMS page

After saving the settings, the template editing page will open.

Edit Template (Product)

Status

Enabled

Template name

Template for products

Request to ChatGPT

en

You can also use the following shortcodes. The shortcodes will be replaced by the product values in the request

Product shortcodes: {product_name} {product_description} {product_description_short} {product_tags} {product_reference} {product_weight} {product_default_category} {product_categories} {product_category_description} {product_brand} {product_attributes} {product_features}

Product features: {feature: Composition} {feature: Property} {feature: EAN}

Cancel
Save

Edit Template (Product) fields

- **Status** – status of template Enabled/Disabled
- **Template name** – template name for internal use
- **Request to ChatGPT** – template for generating a request to ChatGPT (multilanguage field)
- **Product shortcodes** – available shortcodes which values will be replaced with product ones
 - {product_name} – product name
 - {product_description} – product description
 - {product_description_short} – product summary
 - {product_tags} – product tags
 - {product_reference} – product reference
 - {product_weight} – product weight
 - {product_default_category} – product default category name
 - {product_categories} – names of all product categories
 - {product_category_description} – description of the default product category
 - {product_brand} – product brand
 - {product_attributes} – product attributes
 - {product_features} – product features
- **Product features** – specific product feature (each store has its own features defined by admin)

Edit Template (Category)

Status

Enabled

Template name

Template for categories

Request to ChatGPT

en

You can also use the following shortcodes. The shortcodes will be replaced by the category values in the request

Category shortcodes: {category_name} {category_description}

Cancel
Save

Edit Template (Category) fields

- **Status** – status of template Enabled/Disabled
- **Template name** – template name for internal use
- **Request to ChatGPT** – template for generating a request to ChatGPT (multilanguage field)

- **Category shortcodes** – available shortcodes which values will be replaced with category ones
 - {category_name} – category name
 - {category_description} – category description

ChatGPT Content Template

Edit: Template for pages

Help

Edit Template (Page)

* Status
☒ Enabled

* Template name

* Request to ChatGPT

en ▾

You can also use the following shortcodes. The shortcodes will be replaced by the cms values in the request

CMS shortcodes: `{page_name}` `{page_content}`

Cancel
Save

Edit Template (Page) fields

- **Status** – status of template Enabled/Disabled
- **Template name** – template name for internal use
- **Request to ChatGPT** – template for generating a request to ChatGPT, multilanguage field
- **Category shortcodes** – available shortcodes which values will be replaced with page ones
 - {page_name} – page title
 - {page_content} – page content

2. Products ChatGPT functionality

2.1. Generate description

Use “**Generate description**” inside of the product page to call a pop-up window with the settings to run the content generation of the **Description** field:

The screenshot shows a product page for a white ceramic mug. The 'Summary' field contains a short description: 'A white ceramic mug with a capacity of 325ml.' The 'Description' field contains a longer, personalized description. Below the 'Description' field, the 'Generate description' button is highlighted with a red box. To the right of the 'Description' field, there are buttons for 'Translate' and 'Rewrite'. Below the 'Description' field, there is a 'Custom request to ChatGPT' field with a 'Generate' button. To the right of the 'Description' field, there is a 'Categories' section with a search bar and a list of categories: 'Home', 'Accessories', and 'Home Accessories'. Below the 'Categories' section, there is a 'Price' section with 'Tax excluded' and 'Tax included' fields, and a 'Tax rule' dropdown menu. Below the 'Price' section, there is a 'Features' section with a 'Feature' dropdown menu, a 'Pre-defined value' dropdown menu, and an 'OR Customized value' field. Below the 'Features' section, there is a 'Create a new category' button.

After the product description generation process is completed, the text is automatically placed in the **Description** field.

Description generation settings

The screenshot shows the 'Description generation settings' dialog box. It has a 'General' tab. The 'Add or Replace the description' toggle is set to 'Add'. The 'Request template' dropdown is set to '-- Use default options --'. The 'Maximum number of words' is set to 400. The 'Languages' section has a 'Select all' button and a list of languages: 'English (English)', 'English GB (English)', 'Română (Romanian)', and 'Português PT (Portuguese)'. The 'Use product category', 'Use product brand', 'Use product EAN', and 'Generate description or characteristics' toggles are all set to 'Yes'. The 'Description generation settings' dialog box also has a 'General' tab. The 'Add or Replace the description' toggle is set to 'Add'. The 'Request template' dropdown is set to 'Template for products'. The 'Languages' section is set to 'English (English)'. At the bottom of the dialog box, there are 'Cancel' and 'Regenerate' buttons.

Generate description functionality

- **Add or Replace the description**
 - **Add** – generate a new product and insert a new text after the existing one
 - **Replace** – replace the existing product description with a new one
- **Request template** – available templates for request generation
- **Maximum number of words** – maximum number of words to generate text
- **Languages** – languages for which the product description will be generated
- **Use product category** – use category name to generate product description to improve the results
- **Use product brand** – use the brand name to generate the product description to improve the results

- **Use product EAN** – use the EAN code to generate the product description to improve the results
- **Generate description or characteristics**
 - **Charact** – a list of product characteristics will be generated
 - **Descr** – the product description text will be generated

Translation settings

Translate from:

Select one

- ☒ English (English)
- ☐ English GB (English)
- ☐ Română (Romanian)
- ☐ Português PT (Portuguese)
- ☐ Polski (Polish)
- ☐ Українська (Ukrainian)
- ☐ Français (French)
- ☐ Deutsch (German)

Translate to:

Select all

- ☐ English GB (English)
- ☐ Română (Romanian)
- ☐ Português PT (Portuguese)
- ☐ Polski (Polish)
- ☐ Українська (Ukrainian)
- ☐ Français (French)
- ☐ Deutsch (German)
- ☐ Latviešu valoda (Latvian)

Cancel

Translate

2.2. Translate functionality

- **Translate from** – the initial language from which the text will be translated. Only one initial language can be selected
- **Translate to** – languages into which the text will be translated. You can choose several languages.

The translation works as follows:

- we have some text description in **En**:

Customizable mug

Standard product

en

Translate

Generate blog post for product

Basic settings

Quantities

Shipping

Pricing

SEO

Options

Spin-Off

+

YOUR TEXT HERE

Cover

Summary

White Ceramic Mug, 325ml

Translate

Rewrite

Description

This "Customizable Mug" by Studio Design is a great way to customize your home! This mug is made of durable ceramic material and is microwave and dishwasher safe for added convenience. You can create your own unique design with the mug's customizable photo insert, and the 4 matts provided help make your photo pop! The bright, glossy finish and studded rim make this mug stand out from the rest. It's perfect for adding your favorite memories or personal designs to your kitchen. Plus, it makes a great gift for family and friends. The mug is lightweight and compact, so you can easily take it with you for on-the-go beverage enjoyment. Studio Design offers a variety of sizes and colors, so you're sure to find something to make your mug stand out. With this mug, you can make your home truly unique and enjoy your own custom creations over and over again!

Combir

Simple p

Product

Referer

demo_1

Quantiti

300

Advanced sett

Price

Tax exclu

€ 13.5

Tax rule

DE Stanc

Advanced sett

- Click on the **Translate** button

Customizable mug

Standard product

en

Translate

Generate blog post for product

Basic settings

Quantities

Shipping

Pricing

SEO

Options

Spin-Off

+

YOUR TEXT HERE

Cover

Summary

<>

A

B

I

U

≡

¶

🔗

☰

☰

☰

☰

☰

☰

☰

Paragraph

White Ceramic Mug, 325ml

Translate

Rewrite

of 800 characters allowed

Description

<>

A

B

I

U

≡

¶

🔗

☰

☰

☰

☰

☰

☰

☰

Paragraph

This "Customizable Mug" by Studio Design is a great way to customize your home! This mug is made of durable ceramic material and is microwave and dishwasher safe for added convenience. You can create your own unique design with the mug's customizable photo insert, and the 4 matts provided help make your photo pop! The bright, glossy finish and studded rim make this mug stand out from the rest. It's perfect for adding your favorite memories or personal designs to your kitchen. Plus, it makes a great gift for family and friends. The mug is lightweight and compact, so you can easily take it with you for on-the-go beverage enjoyment. Studio Design offers a variety of sizes and colors, so you're sure to find something to make your mug stand out. With this mug, you can make your home truly unique and enjoy your own custom creations over and over again!

Generate description

Translate

Rewrite

of 21844 characters allowed

Combi

Simple

Product

Refere

demo_1

Quanti

300

Advanced se

Price

Tax excluc

€ 13.

Tax rule

DE Stan

Advanced se

Catego

- Select languages for translation and click the **Translate** button:

Translation settings

Translate from:

Select one

☒ English (English)

☐ English GB (English)

☐ Română (Romanian)

☐ Português PT (Portuguese)

☐ Polski (Polish)

☐ Українська (Ukrainian)

☐ Français (French)

☐ Deutsch (German)

Translate to:

☐ Select all

☐ English GB (English)

☐ Română (Romanian)

☐ Português PT (Portuguese)

☐ Polski (Polish)

☐ Українська (Ukrainian)

☒ Français (French)

☒ Deutsch (German)

☐ Latviešu valoda (Latvian)

Cancel

Translate

- The original text from English will be translated into French and German:

- **Languages** – languages for which the product content will be generated

Rewrite settings

WARNING! Your HTML code will be lost after rewriting - you'll get plain text as a result.

Add or Replace: ☐ Add ☒ Replace

Languages:

☐ Select all

☒ English (English)

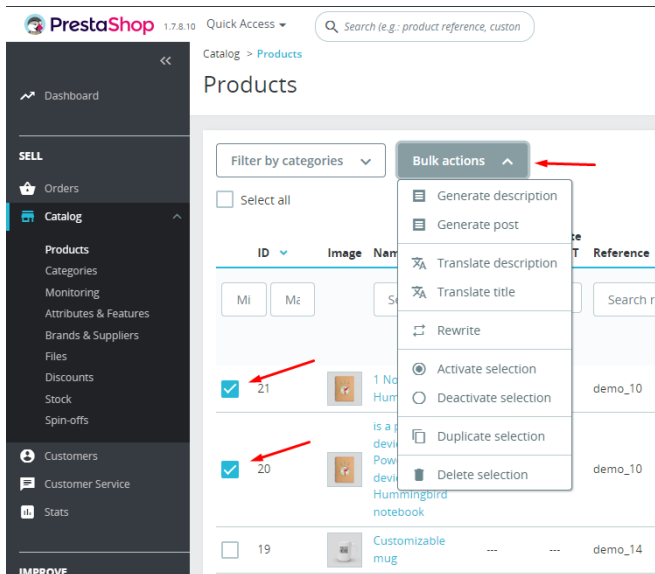
☐ English GB (English)

☐ Română (Romanian)

☐ Português PT (Portuguese)

2.4. Bulk actions in the products list

You are allowed to use the **“Bulk actions”** button in the table of the products:



Generate description:

- **Skip products with the existing description** – skip products that have a description
- **Add or Replace the description**
 - **Add** – generate a new product description and insert generated text after the existing one
 - **Replace** – replace the existing product description with a new one
- **Request template** – available templates for request generation
- **Maximum number of words** – maximum number of words to generate text
- **Languages** – languages for which the product description will be generated
- **Use product category** – use category name to generate product description to improve the results
- **Use product brand** – use the brand name to generate the product description to improve the results
- **Use product EAN** – use the EAN code to generate the product description to improve the results
- **Generate descriptions or characteristics**
 - **Charact** – a list of product characteristics will be generated
 - **Descr** – the product description text will be generated

Description generation settings

General

Skip products with the existing description: ☒ Yes

Request template: -- Use default options --

Maximum number of words: 400 words

Languages:

☐ Select all
☒ English (English)
☐ English GB (English)
☐ Română (Romanian)
☐ Português PT (Portuguese)

☒ Use product category: Yes
☒ Use product brand: Yes
☒ Use product EAN: Yes
☒ Generate description or characteristics: Descr

Cancel Regenerate

Description generation settings

General

Skip products with the existing description: ☒ Yes

Request template: Template for products

Languages: English (English)

Cancel Regenerate

Translate description or Translate title

- **Translate from** – the initial language from which the text will be translated. Only one language can be selected
- **Translate to** – languages into which the text will be translated. You can choose several languages
- **Skip products with the existing description** – if **Yes** is selected, the module will not translate the description for products that already have a description for the selected language in the **Translate to** column

Translating description

Translate from:

Select one

☒ English (English)
☐ English GB (English)
☐ Română (Romanian)
☐ Português PT (Portuguese)
☐ Polski (Polish)
☐ Українська (Ukrainian)
☐ Français (French)
☐ Deutsch (German)

Translate to:

Select all

☐ English GB (English)
☐ Română (Romanian)
☐ Português PT (Portuguese)
☐ Polski (Polish)
☐ Українська (Ukrainian)
☐ Français (French)
☐ Deutsch (German)
☐ Latviešu valoda (Latvian)

Skip products with the existing description: ☒ Yes

Cancel Translate

Translating title

Translate from:

Select one

☒ English (English)
☐ English GB (English)
☐ Română (Romanian)
☐ Português PT (Portuguese)
☐ Polski (Polish)
☐ Українська (Ukrainian)
☐ Français (French)
☐ Deutsch (German)

Translate to:

Select all

☐ English GB (English)
☐ Română (Romanian)
☐ Português PT (Portuguese)
☐ Polski (Polish)
☐ Українська (Ukrainian)
☐ Français (French)
☐ Deutsch (German)
☐ Latviešu valoda (Latvian)

Skip products with the existing title: ☒ Yes

Cancel Translate

Rewrite

- **Fields** – fields for which content will be rewritten
- **Languages** – languages for which the product content will be rewritten
- **Add or Replace**
 - **Add** – generate new content and insert a new text after the existing one
 - **Replace** – replace the existing product content with a new one

Rewrite settings

⚠ WARNING! Your HTML code will be lost after rewriting - you'll get plain text as a result.

Fields:

☐ Select all

☐ Short description

☐ Description

Languages:

☐ Select all

☐ English (English)

☐ English GB (English)

☐ Română (Romanian)

☐ Português PT (Portuguese)

☐ Polski (Polish)

☐ Українська (Ukrainian)

☐ Français (French)

☐ Deutsch (German)

☒ Add or Replace: ☐ Replace

Cancel Rewrite

2.5. Product table columns

You are allowed to control and manage product ChatGPT statuses and spin-offs through the appropriate columns added to the products table:

ID	Image	Name	Content ChatGPT	Translate ChatGPT	Reference	Category	Price (tax excl.)	Price (tax incl.)	Spin-offs	is Spin-off	Quantity	Status	Actions
1		Hummingbird printed t-shirt	---	---	demo_1	Men	€23.90	€27.72	0	No	2400	<input checked="" type="checkbox"/>	
2		Hummingbird printed sweater	---	---	demo_3	Women	€35.90	€41.64	0	No	2100	<input checked="" type="checkbox"/>	
3		The best is yet to come! Framed poster	---	---	demo_6	Art	€29.00	€33.64	0	No	1500	<input checked="" type="checkbox"/>	

Content ChatGPT – a column displaying the languages (language code) for which the product description has already been generated

Translate ChatGPT – a column displaying the languages (language code) for which the product description was translated

Spin-offs – this column displays the number of spin-offs generated for each parent product

is Spin-off – this column displays the status of whether the given product is a spin-off

3.1 Generate description

Each category page has a form to generate a description of the particular category.

General

Add or Replace the description:

Add

Request template:

Template for categories

Languages:

English (English)

Regenerate

Regenerate

Generate description functionality

- **Add or Replace** the description
 - **Add** – generate a new category description and insert the new text after the existing one
 - **Replace** – replace the existing category description with a new one
- **Request template** – available templates for request generation
- **Maximum number of words** – maximum number of words to generate text
- **Languages** – languages for which the category description will be generated

Translation settings

Translate from:

Select one

- ☒ English (English)
- ☐ English GB (English)
- ☐ Română (Romanian)
- ☐ Português PT (Portuguese)
- ☐ Polski (Polish)
- ☐ Українська (Ukrainian)
- ☐ Français (French)
- ☐ Deutsch (German)

Translate to:

Select all

- ☐ English GB (English)
- ☐ Română (Romanian)
- ☐ Português PT (Portuguese)
- ☐ Polski (Polish)
- ☐ Українська (Ukrainian)
- ☐ Français (French)
- ☐ Deutsch (German)
- ☐ Latviešu valoda (Latvian)

3.2. Translate functionality

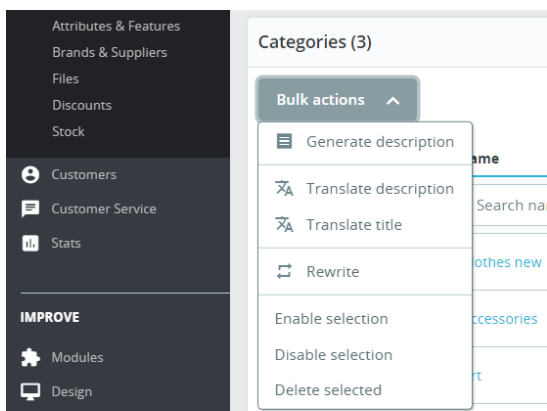
- **Translate from** – the initial language from which the text will be translated. Only one language can be selected
- **Translate to** – languages into which the text will be translated. You can choose several languages.

After the category description generation process is completed, the text is automatically placed in the description field.

3.3. Rewrite functionality

- **Fields** – fields for which content will be rewritten
- **Languages** – languages for which the product content will be generated
- **Add or Replace**
 - **Add** – generate new content and insert a new text after the existing one
 - **Replace** – replace the existing product content with a new one

3.4. Categories list (Bulk actions)



Bulk actions is an option available in the list of categories that allows you to generate, translate and rewrite the content for several categories.

Description generation settings

General

Skip category with the existing description: ☒ Yes

Request template:

-- Use default options --

Maximum number of words:

180

 words

Languages:

☐ Select all

☒ English (English)

☐ English GB (English)

☐ Română (Romanian)

☐ Português PT (Portuguese)

Cancel

Regenerate

Description generation settings

General

Skip category with the existing description: ☒ Yes

Request template:

Template for categories

Languages:

English (English)

Cancel

Regenerate

Generate description

- **Skip category with the existing description** – skip categories that have a description
- **Add or Replace** the description
 - **Add** – generate a new category description and insert the new text after the existing one
 - **Replace** – replace the existing category description with a new one
- **Request template** – available templates for request generation
- **Maximum number of words** – maximum number of words to generate text
- **Languages** – languages for which the category description will be generated

Translating description

Translate from:

Select one

☒ English (English)

☐ English GB (English)

☐ Română (Romanian)

☐ Português PT (Portuguese)

☐ Polski (Polish)

☐ Українська (Ukrainian)

☐ Français (French)

☐ Deutsch (German)

Translate to:

☐ Select all

☐ English GB (English)

☐ Română (Romanian)

☐ Português PT (Portuguese)

☐ Polski (Polish)

☐ Українська (Ukrainian)

☐ Français (French)

☐ Deutsch (German)

☐ Latviešu valoda (Latvian)

Skip category with the existing description: ☒ Yes

Cancel

Translate

Translating title

Translate from:

Select one

☒ English (English)

☐ English GB (English)

☐ Română (Romanian)

☐ Português PT (Portuguese)

☐ Polski (Polish)

☐ Українська (Ukrainian)

☐ Français (French)

☐ Deutsch (German)

Translate to:

☐ Select all

☐ English GB (English)

☐ Română (Romanian)

☐ Português PT (Portuguese)

☐ Polski (Polish)

☐ Українська (Ukrainian)

☐ Français (French)

☐ Deutsch (German)

☐ Latviešu valoda (Latvian)

Skip category with the existing title: ☒ Yes

Cancel


Translate

Translate the description or Translate the title

- **Translate from** – the initial language from which the text will be translated. Only one language can be selected
- **Translate to** – languages into which the text will be translated. You can choose several languages.

Skip category with the existing description – if **Yes** is selected, the program will not translate the description for categories that already have a description for the selected language in the **Translate to** column.

Rewrite settings


 **WARNING!** Your HTML code will be lost after rewriting - you'll get plain text as a result.

Fields:

☐ Select all
☐ Description

Languages:

☐ Select all
☐ English (English)
☐ English GB (English)
☐ Română (Romanian)
☐ Português PT (Portuguese)
☐ Polski (Polish)
☐ Українська (Ukrainian)
☐ Français (French)
☐ Deutsch (German)

 Add or Replace:

☐ Add or Replace
☒ Replace

Cancel

Rewrite

3.5. Categories table columns

Categories (3)							
Bulk actions ▾							
ID	Name	Description	Content ChatGPT	Translate ChatGPT	Position ^	Disj	
<input type="checkbox"/>	Search ID	Search name	Search description		Search position		
<input type="checkbox"/> 3	Clothes	Discover our favorites fashionable discoveries, a selection of cool items to integrate in your wardrobe. Compose a unique style with personality which	RO, PT	---	1		
<input type="checkbox"/> 6	Accessories	Items and accessories for your desk, kitchen or living room. Make your house a home with our eye-catching designs.	PT, PL, DE	PT, PL, DE	2		
<input type="checkbox"/> 9	Art	Framed poster and vector images, all you need to give personality to your walls or bring your creative projects to life.	---	---	3		

Content ChatGPT – a column displaying languages (language code) for which a category description has already been generated

Translate ChatGPT – a column displaying the languages (language code) for which the category description translated

4. CMS Page form

4.1. Generate content

* Friendly URL en ▼

Only letters and the hyphen (-) character are allowed.

Page content

En Gb Ro Pt Pl Uk Fr De Lv NI

<> A B I U Paragraph ▼

Shipments and returns

Your pack shipment

Packages are generally dispatched within 2 days after receipt of payment and are shipped via UPS with tracking and drop-off without signature. If you prefer delivery by UPS Extra with required signature, an additional cost will be applied, so please contact us before choosing this method. Whichever shipment choice you make, we will provide you with a link to track your package online.

Shipping fees include handling and packing fees as well as postage costs. Handling fees are fixed, whereas transport fees vary according to total weight of the shipment. We advise you to group your items in one order. We cannot group two distinct orders placed separately, and shipping fees will apply to each of them. Your package will be dispatched at your own risk, but special care is taken to protect fragile objects.

Boxes are amply sized and your items are well-protected.

904 of 21844 characters allowed

Generate content **Translate** **Rewrite**

Custom request to ChatGPT **>**

The CMS page has a panel for generating page content

Content generation settings

General

☒ Add or Replace the existing content: ☒ Add

Request template: ▼

Maximum number of words: words

Languages: ☐ Select all ☒ English (English) ☐ English GB (English) ☐ Română (Romanian) ☐ Português PT (Portuguese)

Content generation settings

General

☒ Add or Replace the existing content: ☒ Add

Request template: ▼

Languages:

Generate content functionality

- **Add or Replace** the existing content
 - **Add** – generate a new page content and insert generated text after the existing one
 - **Replace** – replace the existing content of the page with a new one
- **Request template** – available templates for request generation
- **Maximum number of words** – maximum number of words to generate text
- **Languages** – languages for which page content will be generated

Translation settings

Translate from:

Select one

☒ English (English)

☐ English GB (English)

☐ Română (Romanian)

☐ Português PT (Portuguese)

☐ Polski (Polish)

☐ Українська (Ukrainian)

☐ Français (French)

☐ Deutsch (German)

Translate to:

☐ Select all

☐ English GB (English)

☐ Română (Romanian)

☐ Português PT (Portuguese)

☐ Polski (Polish)

☐ Українська (Ukrainian)

☐ Français (French)

☐ Deutsch (German)

☐ Latviešu valoda (Latvian)

Cancel

Translate

4.2. Translate functionality

- **Translate from** – the initial language from which the text will be translated. Only one language can be selected
- **Translate to** – languages into which the text will be translated. You can choose several languages

After the page content generation process is completed, the text is automatically placed in the content field

5. Blog functionality

5.1. Generate blog post for product

You are allowed to generate post of the blog inside of the product page using a **Generate blog post for product** button:

- Limit **Maximum number of words**
- **Languages** – languages for which the product content will be generated
- Ability to **Use product category**
- Ability to **Use product brand**
- Ability to **add images** that will be in the content

The screenshot shows a product page for '1 Notebook Hummingbird.' The 'Generate blog post for product' button is highlighted with a red box. Below the product name, there are tabs for 'Basic settings', 'Combinations', 'Shipping', 'Pricing', 'SEO', 'Options', and 'Spin-Off'. The 'Basic settings' tab is active, showing a product image placeholder and a 'Cover' label.

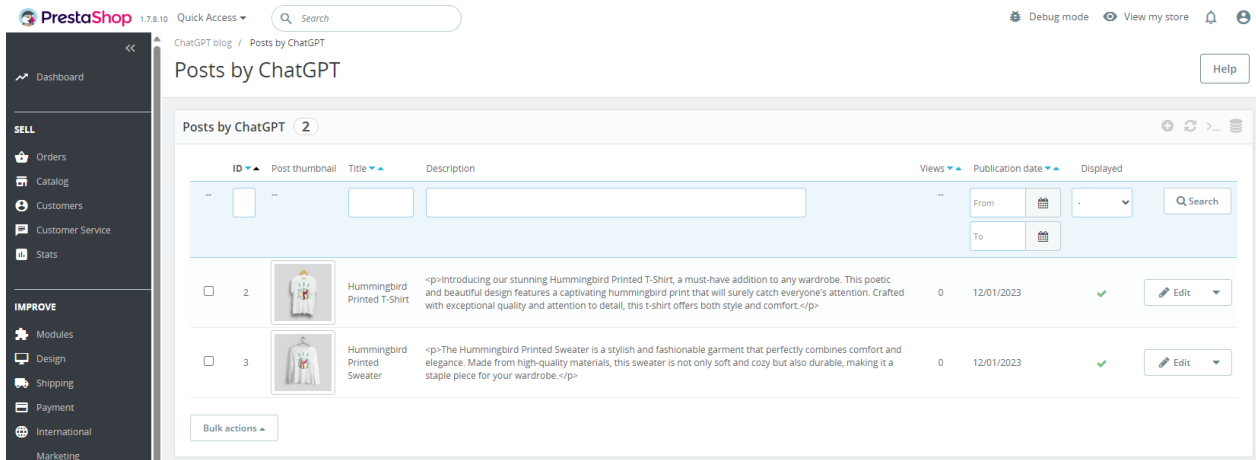
The 'Generate blog post for product' modal dialog box is shown. It includes the following settings:

- Maximum number of words: 400 words
- Languages: ☐ Select all, ☒ English (English), ☐ Deutsch (German)
- Use product category: ☒ Yes
- Use product brand: ☒ Yes
- Image upload area: Drop your images here or [select images](#)

The 'Generate' button is highlighted with a red box.

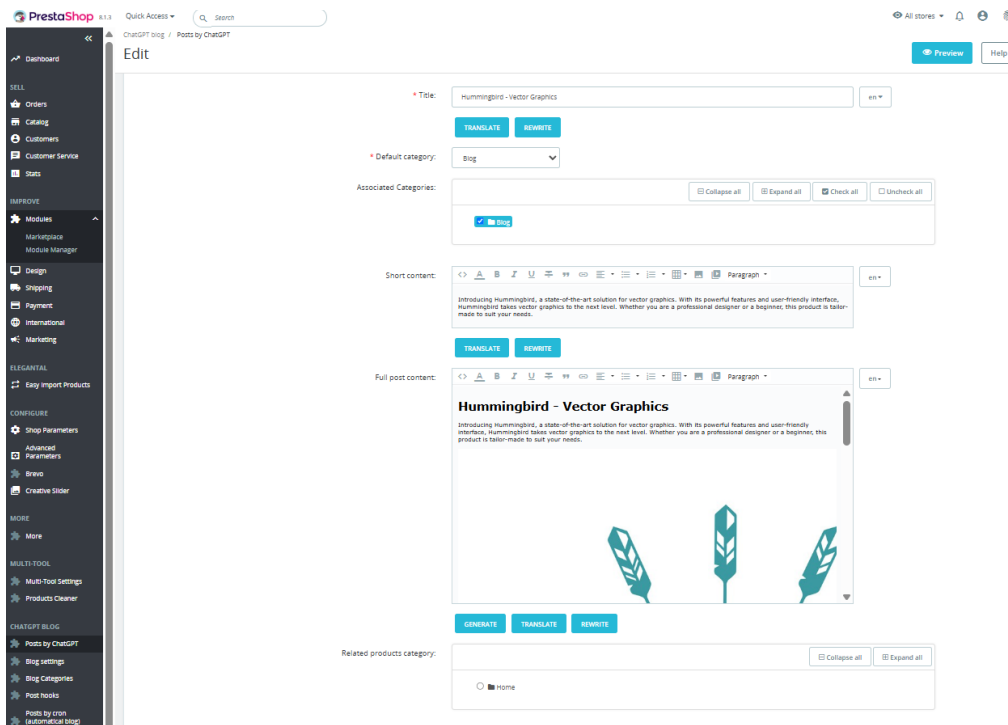
5.2. Posts by ChatGPT

View posts generated by ChatGPT or added by the user.



Adding and editing a post

- **Translate** button applied to “Title” or “Short content” and “Full post content”
- **Rewrite** button applied to “Title” or “Short content” and “Full post content”
- **Generate** button applied to “Full post content”
- **Default category** allows to apply the default post category
- **Associated Categories** the post will be displayed in the selected categories
- Attach a product category. (Products from this category are displayed under the post.)
- Uploading the cover for the post.
- Setting Meta tags (title, description, keywords).



Blog search

**MOUNTAIN FOX CUSHION**

👁 2 Views 🕒 12/01/2023 12:54:36

Immerse yourself in the serenity and magnificence of nature with our Mountain Fox Cushion. This cushion, both soft and chic, is the...

HUMMINGBIRD PRINTED SWEATER

👁 0 Views 🕒 12/01/2023 12:26:40

The Hummingbird Printed Sweater is a stylish and fashionable garment that perfectly combines comfort and elegance. Made from...

MUG TODAY IS A GOOD DAY

👁 0 Views 🕒 12/01/2023 12:54:25

The "Mug Today is a good day" is the perfect addition to your morning routine. Start your day on a positive note with this stylish and...

Hummingbird Printed T-Shirt

👁 1 Views 🕒 Posted: 12/01/2023 12:26:28

**Hummingbird Printed T-Shirt**

Introducing our stunning Hummingbird Printed T-Shirt, a must-have addition to any wardrobe. This poetic and beautiful design features a captivating hummingbird print that will surely catch everyone's attention. Crafted with exceptional quality and attention to detail, this t-shirt offers both style and comfort.

Elevate Your Style

The Hummingbird Printed T-Shirt is perfect for those who appreciate unique fashion and want to stand out from the crowd. Its vibrant colors and intricate hummingbird print make it a versatile piece that can be dressed up or down. Whether you're going for a casual day out or a stylish night on the town, this t-shirt will effortlessly elevate your style.

Premium Quality

Designed with the finest materials, this t-shirt offers superior comfort and durability. The fabric is soft to the touch, allowing you to feel great all day long. The breathability of the fabric ensures that you stay cool, even during those hot summer days. Plus, the print is made to last, so you can enjoy your Hummingbird Printed T-Shirt for seasons to come.

Perfect Fit

We understand the importance of a perfect fit when it comes to clothing. That's why our Hummingbird

- Related product section on the post:

Whether you're pairing it with your favorite jeans, dressing it up with a skirt, or layering it under a blazer, the Hummingbird Printed T-Shirt is incredibly versatile. Its unique design adds a touch of charm to any outfit, making it a statement piece on its own or a perfect base for layering. Get ready to effortlessly create countless fashionable looks with this wardrobe essential.

Own Your Hummingbird Printed T-Shirt Today

Don't miss out on the chance to own this captivating Hummingbird Printed T-Shirt. Embrace its beauty and charm, and let it become a staple in your wardrobe. Order yours now and experience the perfect blend of style, comfort, and quality.

Related product



HUMMINGBIRD PRINTED T-SHIRT

€27.72

€22.18 **SAVE 20%**

Tax included

Regular fit, round neckline, short sleeves. Made of extra long staple pima cotton.

Size: S

S ▼

Color: White



Quantity

1 ▲ ▼

 **ADD TO CART**



Recent posts

- Related posts section on the product page:



Regular fit, round neckline, short sleeves. Made of extra long staple pima cotton.

Size: S

S ▼

Color: White




Quantity


1 ▲ ▼


 **ADD TO CART**



Share   

 **Security policy**
(edit with the Customer Reassurance module)

 **Delivery policy**
(edit with the Customer Reassurance module)

 **Return policy**
(edit with the Customer Reassurance module)

[Description](#) [Product Details](#)

Symbol of lightness and delicacy, the hummingbird evokes curiosity and joy. Studio Design PolyFaune collection features classic products with colorful patterns, inspired by the traditional Japanese origamis. To wear with a chino or jeans. The sublimation textile printing process provides an exceptional color rendering and a color, guaranteed overtime.

Related posts



MOUNTAIN FOX CUSHION

 2 Views  12/01/2023 12:54:36

Immerse yourself in the serenity and magnificence of nature with our Mountain Fox Cushion. This cushion, both soft and chic, is the...



MUG TODAY IS A GOOD DAY

 0 Views  12/01/2023 12:54:25

The "Mug Today is a good day" is the perfect addition to your morning routine. Start your day on a positive note with this stylish and...



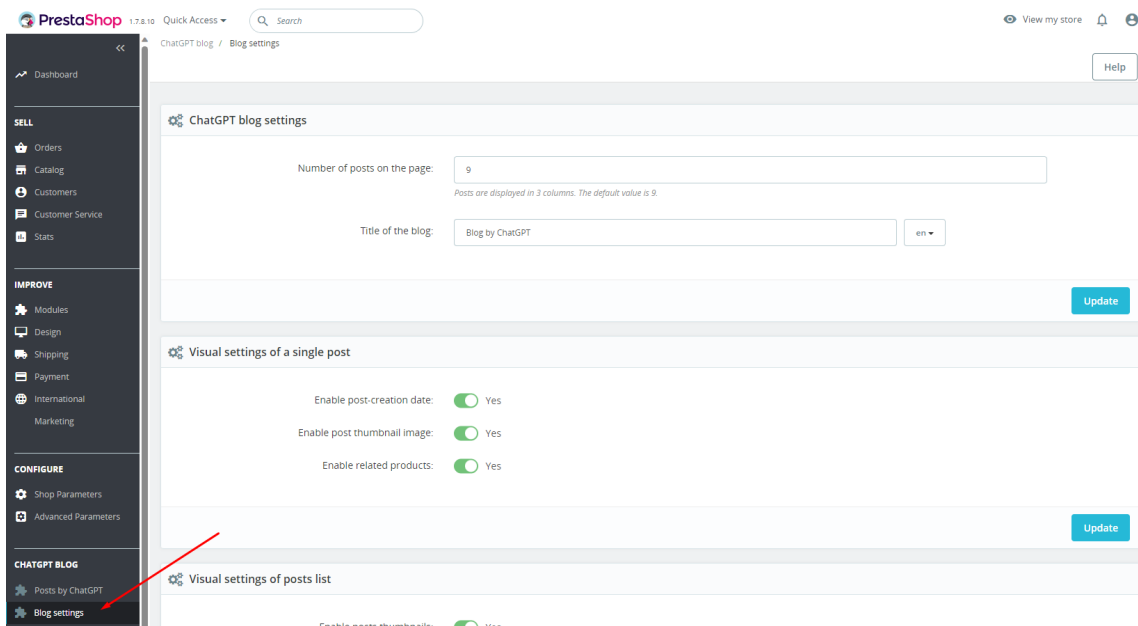
HUMMINGBIRD PRINTED SWEATER

 0 Views  12/01/2023 12:26:40

The Hummingbird Printed Sweater is a stylish and fashionable garment that perfectly combines comfort and elegance. Made from...

5.3. Blog settings

- ChatGPT blog settings
 - **Number of posts on the page** – the number of posts on the blog listing page
 - **Title of the blog** – the blog main title on the blog listing page
- Visual settings of a single post
 - **Enable post-creation date** – shows the date the post was created.
 - **Enable post thumbnail image** – show post cover on post page.
 - **Enable related products** – show related products after the main content of the post
- Visual settings of posts list
 - **Enable posts thumbnails** – show post thumbnail on blog listing page
 - **Enable short descriptions for posts** – display of short content on blog post list
- Visual settings of the product page
 - **Enable assigned posts** – display of posts that are linked to a product or category
- Visual settings of the blog category tree
 - **Enable blog category tree** – display the blog category tree on the site pages
 - **Maximum depth** – maximum depth of displayed categories



PrestaShop

8.1.3

Quick Access

Search

ChatGPT blog / Blog settings

Help

Shipping

Payment

International

Marketing

ELEGANTAL

Easy Import Products

CONFIGURE

Shop Parameters

Advanced Parameters

Brevo

Creative Slider

MORE

More

MULTI-TOOL

Multi-Tool Settings

Products Cleaner

CHATGPT BLOG

Posts by ChatGPT

Blog settings

Blog Categories

Post hooks

Posts by cron (automatical blog)

Visual settings of posts list

Enable posts thumbnails: Yes

Enable short descriptions for posts: Yes

Update

Visual settings of the product page

Enable assigned posts: Yes

Update

Visual settings of the blog category tree

Enable blog category tree: Yes

Maximum depth: 4

Set the maximum depth of category sublevels displayed in this block (0 = infinite).

Update

PrestaShop

8.1.3

Quick Access

Search

ChatGPT blog / Blog settings

Help

Shipping

Payment

International

Marketing

ELEGANTAL

Easy Import Products

CONFIGURE

Shop Parameters

Advanced Parameters

Brevo

Creative Slider

MORE

More

MULTI-TOOL

Multi-Tool Settings

Products Cleaner

CHATGPT BLOG

Posts by ChatGPT

Blog settings

Blog Categories

Post hooks

Posts by cron (automatical blog)

Visual settings of the blog category tree

Enable blog category tree: Yes

Maximum depth: 4

Set the maximum depth of category sublevels displayed in this block (0 = infinite).

Update

Settings of thumbnails

Default width (px): 600

Default: 600

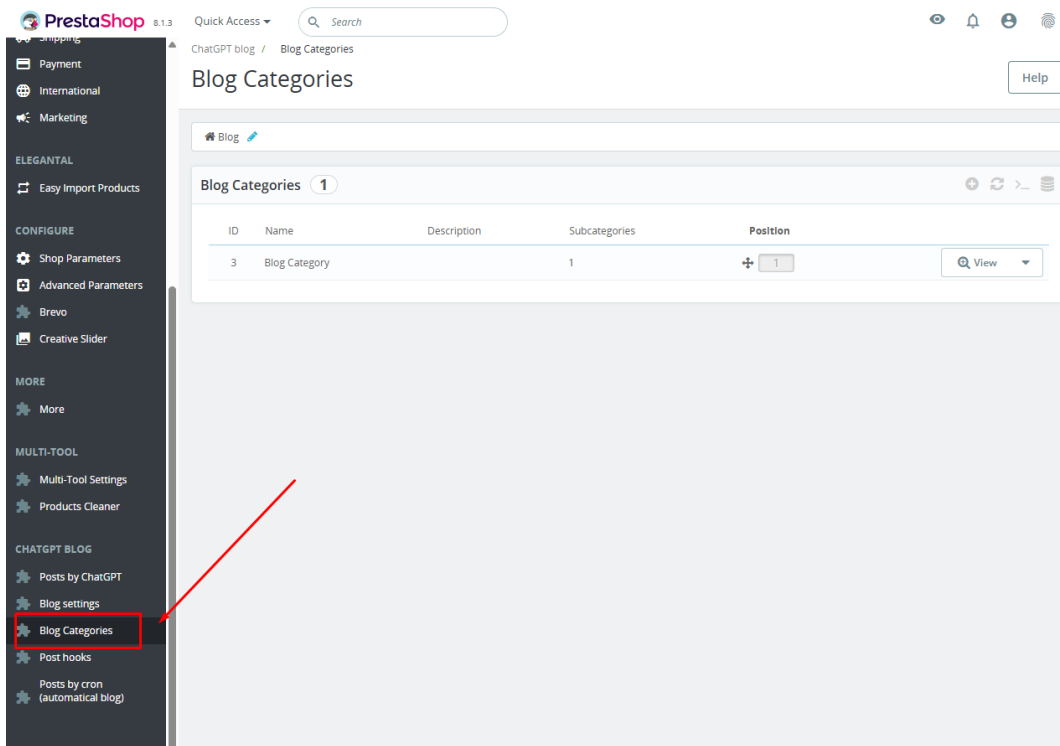
Default height (px): 300

Default: 300

Update

5.4. Blog Categories

View and add/edit blog categories.



Adding and editing a category

- **Name** – category name
- **Parent Category** – parent category
- **Description** – category description
- **Meta title, Meta description, Meta keywords** – meta tags
- **Friendly URL** – category URL

PrestaShop 8.1.3 Quick Access Search All stores Help

ChatGPT blog / Blog Categories

Edit

Category

* Name: en ▼

* Parent Category: Collapse all Expand all

☒ Blog

Description: en ▼

Meta title: en ▼

Meta description: en ▼

Meta keywords: en ▼

* Friendly URL: Refresh en ▼

Click on "icon-refresh" to generate the friendly url based on category title

Cancel Save

5.5. Post hooks

Displaying posts in any hook.

PrestaShop 8.1.3 Quick Access Search All stores Help

ChatGPT blog / Post hooks

Post hooks

Post hooks (1)

ID	Name	Hook name	Status	
1	Product page	displayFooterProduct	✓	Edit ▼

Blog Categories

Post hooks

Adding/editing settings for displaying posts:

- **Name** – block name
- **Hook** – hook where the block will be displayed
- **Posts to display** – number of posts
- **Post publication date (from)** – start date, for filtering posts

- **Post publication date (to)** – end date for filtering posts
- **Sort way** – how to sort posts
- **Enabled** – turn on/off the unit

Edit

Hook

* Name: Product page en ▼

Hook: displayFooterProduct ▼

* Posts to display: 8
Define the number of posts displayed in this block.

Post publication date (from): 2025-03-01 📅

Post publication date (to): 2025-03-24 📅

Sort way: Newer first ▼

Enabled: ☒ Yes

Cancel Save

5.6. Posts by cron (automatical blog)

Automatic generation of posts by crown.

Posts by cron (automatical blog)

Posts by cron (automatical blog) 1

ID	Name	Period	Type	Status
1	Every day	day	auto	✓

Edit ▼

Posts by cron (automatical blog)

Adding/editing cron tasks:

- **Enabled** – enable/disable task
- **Name** – task name
- **Categories** – product categories (posts will be generated for products that belong to the selected categories)
- **Blog category** – block category that will be assigned to the new post
- **Main Language** – language that will be used when generating the post
- **Translate** – if enabled, the post will be automatically translated using ChatGPT
- **Maximum number of words for content** – maximum number of words for content generation (this value will be passed to ChatGPT as a request but the final length may vary as it depends on ChatGPT)
- **Period** – determines the regularity of generating new posts (Daily, Weekly, Monthly)
- **Number of posts per period** – number of posts that will be generated for each product in the selected period. For example: you have selected “Period - Weekly and Quantity – 3”. This will mean that 3 new posts will be generated for each product every week (the dates of adding posts will be spread throughout the week)
- **Type of request to ChatGPT** – method for generating a prompt for ChatGPT:
 - **Auto** – request will be automatically generated using the product name
 - **Manual** – you can create your own templates for generating queries

- **Displayed** – will the post be displayed after generation (can be changed in the settings of the post itself)
- **Use a product cover image** – if enabled, the main product image will be used as the main post image.
- **Use existing product images** – if enabled, product images will be added to the content generated by ChatGPT (the number of images may vary depending on the content)
- **Maximum number of links per product** – maximum number of product links that will be added to content (number may vary depending on content)
- **Cron Job URL** – link to add as a cron task (we recommend that the cron be configured at least once a day)

PrestaShop

8.1.3

Quick Access

Search

All stores

ChatGPT blog / Posts by cron (automatical blog)

Edit

Help

Posts cron generator

Enabled

Yes

* Name:

Every day

* Categories

Collapse all

Expand all

Check all

Uncheck all

☐ Home (1 selected)

☒ Clothes

☐ Accessories

☐ Art

☐ Memberships

☐ iPods

☐ Laptops

Posts will be generated for products that belong to the selected categories

* Blog category:

Blog

* Main Language

English (English)

This language will be used as the basis for generating posts using ChatGPT

Translate

No

When you create a post, it will be automatically translated into other languages using ChatGPT

* Maximum number of words for content

400

Period

Daily

* Number of posts per period

1

PrestaShop

8.1.3

Quick Access

Search

All stores

ChatGPT blog / Posts by cron (automatical blog)

Edit

Help

* Main Language

English (English)

This language will be used as the basis for generating posts using ChatGPT

Translate

No

When you create a post, it will be automatically translated into other languages using ChatGPT

* Maximum number of words for content

400

Period

Daily

* Number of posts per period

1

Type of request to ChatGPT

Auto

Displayed

Enabled

Use a product cover image

Yes

Use existing product images

Yes

Maximum number of links per product

2

Cron Job URL:

https://dev.com/en/module/chatgptcontentgenerator/cron?token=148a0c3f74ec8a9bf824425070427bed8

Possible cron calls

* wget -q -O /dev/null --no-check-certificate

* https://devps81001.sofisprint2.pp.ua/en/module/chatgptcontentgenerator/cron?

token=148a0c3f74ec8a9bf824425070427bed&id=1*

Cancel

Save

6. Spin-off functionality

6.1 Spin-off tab settings

This tab is displayed on original product pages only (spin-off products do not display it):

- **Spin-Offs** - a list of spin-offs that have already been created for this product
- **Add new spin-offs** - button to generate new spin-offs for this product

Table columns:

- **ID** – ID of the spin-off product
- **Name** – name of the spin-off product
- **Quantity** – total number of spin-off products
- **Stock type** – quantity status:
 - **Common** - quantity of the spin-off product is tied to the parent product
 - **Individual** - quantity is calculated individually for each new spin-off product
- **Price** – the price of the spin-off product
- **Active** – spin-off product status
- **Actions** – product action buttons (edit, view, delete)

The screenshot shows the PrestaShop admin interface. The top navigation bar includes the PrestaShop logo, version 1.7.8.10, a 'Quick Access' dropdown, a search bar, and links for 'View my store', a notification bell, and a user profile. The left sidebar contains a 'SELL' section with links to 'Orders', 'Catalog', 'Products', 'Categories', 'Monitoring', 'Attributes & Features', 'Brands & Suppliers', 'Files', 'Discounts', 'Stock', and 'Spin-offs'. The 'IMPROVE' section includes 'Customers', 'Customer Service', and 'Stats'. The main content area is titled 'Brown bear notebook' and features a 'Standard product' dropdown and a language selector set to 'en'. Below this are buttons for 'Translate' and 'Generate blog post for product'. The 'Spin-Off' tab is selected, showing a table of spin-off products. The table has columns for ID, Name, Quantity, Stock type, Price, Active, and Actions. There are five rows of spin-off products, all named 'Brown bear notebook' with a quantity of 1200 and a price of €12.90. An 'Add new spin-offs' button is located in the top right corner of the table area.

ID	Name	Quantity	Stock type	Price	Active	Actions
36	Brown bear notebook	1200	Common	€12.90	Yes	
35	Brown bear notebook	1200	Common	€12.90	Yes	
34	Brown bear notebook	1200	Common	€12.90	Yes	
33	Brown bear notebook	1200	Common	€12.90	Yes	
32	Brown bear notebook	1200	Common	€12.90	Yes	

Click on the **Add new spin-offs** button to generate new spin-offs. A pop-up will appear with a form containing the following fields:

- **Number of spin-offs** – number of spin-offs to be generated
- **New spin-off products stock** – choose how the quantity of the spin-off product will be calculated:
 - **Individual** – quantity is calculated individually for each new spin-off product
 - **Common** – quantity of the spin-off product is tied to the parent product
- **Use ChatGPT** – choose whether to use ChatGPT to generate spin-off content:
 - **Yes** – new spin-off products will receive unique content generated by ChatGPT AI
 - **No** – the content of the spin-off is copied from the parent product
- **Product description** – choose how to generate product description content:
 - **Generate** – new description content will be generated based on product data using ChatGPT
 - **Rewrite** – content will be rewritten based on existing content using ChatGPT
- **Product short description** – choose how to generate product description content:
 - **Generate** – new description content will be generated based on product data using ChatGPT
 - **Rewrite** - content will be rewritten based on existing content using ChatGPT

PrestaShop 1.7.8.10 Quick Access Search (e.g.: product reference, custom) View my store

Brown bear notebook Standard product en Sales Product list Help

Translate Generate blog post for product

Basic settings Combinations Shipping Pricing SEO Options Spin-Off

Spin-offs list

ID	Name	Quantity	Stock type	Price	Active	Actions
36	Brown bear notebook	1200	Common	€12.90	Yes	
35	Brown bear notebook	1200	Common	€12.90	Yes	

Add new spin-offs

Create new spin-off

General

Number of spin-offs: 10 spin-offs

New spin-off products stock: ☒ Common

Use ChatGPT: ☒ Yes

Product description: ☒ Rewrite

Product short description: ☒ Rewrite

Cancel Create

6.2. "Spin-offs" in the sidebar

This page displays a table with a list of all spin-offs created by module.

Table columns:

- **ID** – ID of the spin-off product
- **Name** – name of the spin-off product
- **Parent product** – name of the parent product and the link to the parent product
- **Reference** – reference code of the spin-off product
- **Quantity** – total number of spin-off products
- **Stock type** – quantity status:
 - **Common** – quantity of the spin-off product is tied to the parent product
 - **Individual** – quantity is calculated individually for each new spin-off product
- **Active** – spin-off product status
- **Actions** - product action buttons (edit, delete)

Ceramic Mug in White Color. Capacity of 325ml.

Translate

Rewrite

of 800 characters allowed

Description

<> A B I U Paragraph

Not only does this mug offer personalization options, but it also boasts a range of other features that make it a standout choice. The ergonomic handle provides a comfortable grip, ensuring that you can enjoy your favorite hot beverage without any discomfort. The generous capacity of the mug allows for a substantial serving, so you can savor every sip without the need for constant refills.

Additionally, the mug is microwave and dishwasher safe, making it incredibly convenient for everyday use. You no longer need to worry about reheating your drink or manually washing your mug after each use. This mug is designed to withstand the rigors of daily life, ensuring that you can enjoy your personalized experience without any hassle.

Perfect for both home and office use, the "Mug That Can Be Personalized" from Studio Design is a versatile accessory that enhances your everyday routine. Start your morning off right with a cup of coffee that is uniquely yours, or brighten up your afternoon tea break with a personalized message. It also serves as a thoughtful and heartfelt gift for birthdays, anniversaries, holidays, or any special occasion.

Studio Design, the brand behind this exceptional mug, is renowned for its commitment to quality and design. With a focus on creating products that inspire and uplift, they have established themselves as a trusted name in the home accessories industry. The "Mug That Can Be Personalized" is a testament to their dedication to innovation and customer satisfaction.

In conclusion, the "Mug That Can Be Personalized" from Studio Design is a must-have accessory for those who appreciate the beauty of customization. With its high-quality craftsmanship, ergonomic design, and user-friendly personalization process, this mug is a standout choice for your home or office. Celebrate your individuality, show your creativity, and enjoy your favorite beverage in a mug that is truly unique to you. Elevate your mornings and make your tea breaks more special with this exceptional personalized mug from Studio Design.

Generate description

Translate

Rewrite

of 21844 characters allowed

Custom request to ChatGPT

Features

Feature	Pre-defined value	OR Customized value

Update Quantities

Price

Tax excluded

€ 13.900000

Tax Included

€ 16.123999

Tax rule

DE Standard Rate (16%)

Advanced settings in

Pricing

Categories

Search categories

ASSOCIATED CATEGORIES

Home

Accessories

Home Accessories

EXPAND

Main category

Home

Create a new category

Create a category

Parent product

Each spin-off has a parent product which you can open by clicking on its name:

Edit spin-off product

T-shirt with a print of a hummingbird

Standard product

en

Sales Product list Help

Translate

Generate blog post for product

Basic settings

Combinations

Shipping

Pricing

SEO

Options

Parent product

Hummingbird printed t-shirt

+

Cover

Summary

<> A B I U Paragraph

This shirt features a regular fit with a round neckline and short sleeves. It is crafted from high-quality pima cotton, known for its extra long staple fibers.

Translate

Rewrite

of 800 characters allowed

Combinations

Simple product

Product with combinations

Advanced settings in

Combinations

Reference

demo_1

Quantity

Common

Update quantities of parent product

Update Quantities

Price

Frontend spin-off page example

Each spin-off product is a separate page with its original link and allows you to order the product:

[Contact us](#)
[English](#)
[Sign in](#)
[Cart \(0\)](#)

[my store](#)
[CLOTHES](#)
[ACCESSORIES](#)
[ART](#)

[Home](#) / [Accessories](#) / [Home Accessories](#) / [Mug that can be personalized](#)

NEW

MUG THAT CAN BE PERSONALIZED

€16.12

Tax included

Ceramic Mug in White Color. Capacity of 325ml.

Product customization

Don't forget to save your customization to be able to add to cart

Type your text here

250 char. max

Your customization: test

SAVE CUSTOMIZATION

Quantity

1

ADD TO CART

Share

Security policy

(edit with the Customer Reassurance module)

Delivery policy

(edit with the Customer Reassurance module)

Return policy

6.4. Quantity of spin-off products

Ability to change the balance management method in the “Quantity” section:

Edit spin-off product

Standard produ

en

Sales Product list Help

Translate

Generate blog post for product

Basic settings

Combinations

Shipping

Pricing

SEO

Options

Parent product

☐ Hummingbird printed t-shirt

Cover

Summary

<>

A

B

I

U

Paragraph

This shirt features a regular fit with a round neckline and short sleeves. It is crafted from high-quality pima cotton, known for its extra long staple fibers.

Translate

Rewrite

Combinations

☐ Simple product
 ☒ Product with combinations

Advanced settings in [Combinations](#)

Reference

Quantity

☒ Common

Update quantities of parent product
 [Update Quantities](#)

Price

of 800 characters allowed

"Common" quantity

If the Spin-off product has the quantity set to "Common", the stock of the main product and all its spin-off products will be common and updated when ordering. It does not matter whether the order was created from the main product or any of its spin-off products - the stock is common!

1) before ordering

- parent product:

Customizable mug

Standard product en

Translate

Basic settings Quantities Shipping Pricing SEO Options Spin-Off

Combinations

- Simple product
- Product with combinations

Reference

demo_14

Quantity

260

Advanced settings in Quantities

Price

Tax excluded € 13.900000 Tax included € 16.123999

Tax rule DE Standard Rate (16%)

Advanced settings in Pricing

Summary

White Ceramic Mug, 325ml

Description

Customize your mug with the text of your choice. A mood, a message, a quote... It's up to you! Maximum number of characters: ---

- Spin-off product:

Edit spin-off product

Mug that can be personalized

Standard product en

Translate

Basic settings Quantities Shipping Pricing SEO Options

Parent product

Customizable mug

Combinations

- Simple product
- Product with combinations

Reference

demo_14

Quantity

260

Update quantities of parent product

Update Quantities

Price

Tax excluded € 13.900000 Tax included € 16.123999

Tax rule

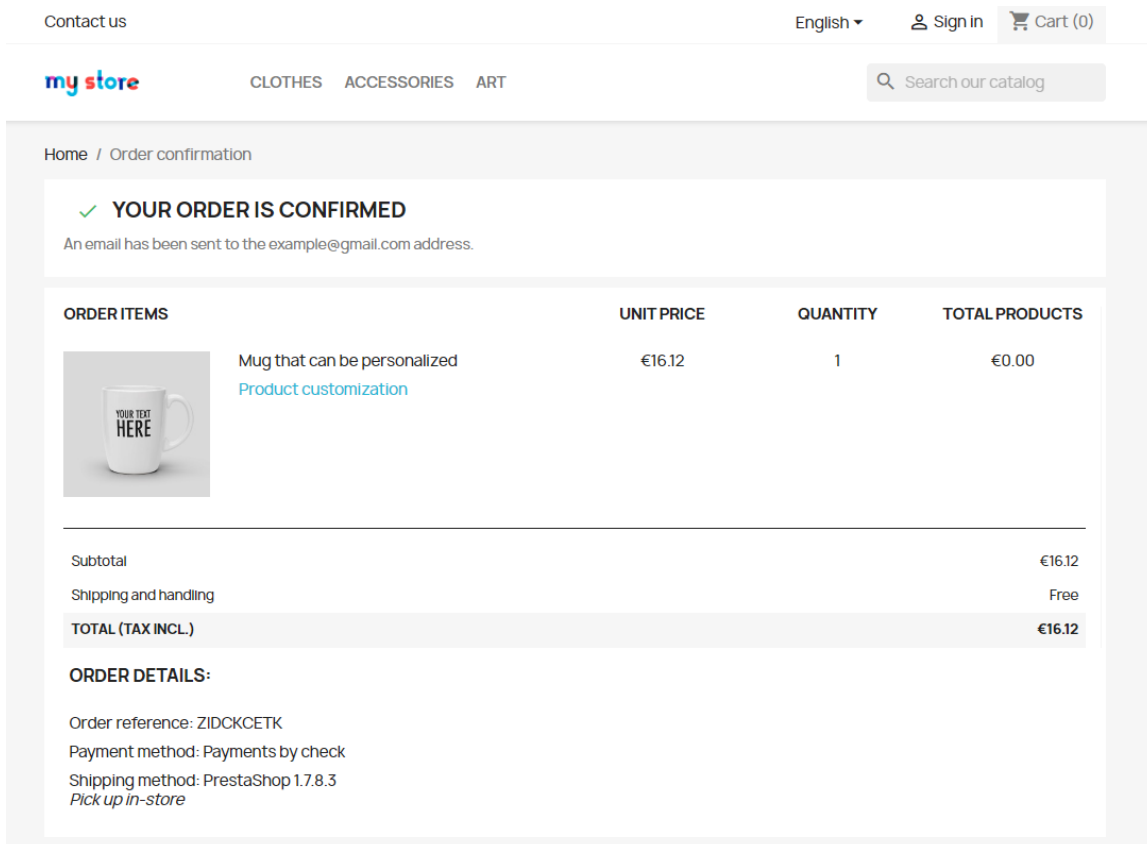
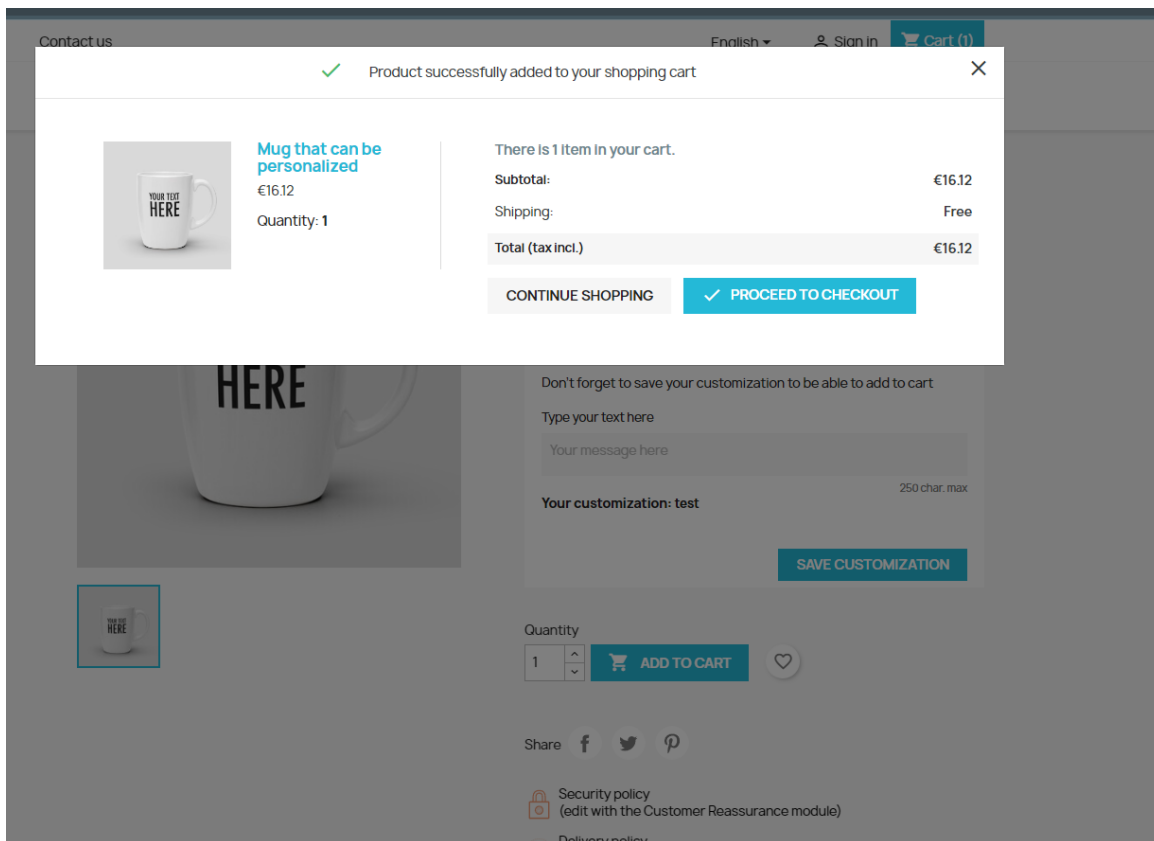
Summary

Ceramic Mug in White Color, Capacity of 325ml.

Description

Ceramic Mug in White Color, Capacity of 325ml.

2) we place an order for a spin-off product:



3) updated stock after ordering:
- parent product:

Customizable mug

Standard product

en

Sales Product list Help

Translate

Basic settings

Quantities

Shipping

Pricing

SEO

Options

Spin-Off

+

YOUR TEXT HERE

Cover

Summary

White Ceramic Mug, 325ml

Translate

Rewrite

Combinations

Simple product

Product with combinations

Reference

demo_14

Parent product

Quantity

259

Advanced settings in Quantities

of 800 characters allowed

- spin-off product:

Mug that can be personalized

Standard product

en

Sales Product list Help

Translate

Basic settings

Quantities

Shipping

Pricing

SEO

Options

Parent product

Customizable mug

+

YOUR TEXT HERE

Cover

View all images

Summary

Translate

Rewrite

Combinations

Simple product

Product with combinations

Reference

demo_14

Spin-off product

Quantity

259

Update quantities of parent product

Update Quantities

- table data:

Customizable mug

Standard product

en

Sales Product list Help

Translate

Basic settings

Quantities

Shipping

Pricing

SEO

Options

Spin-Off

Spin-offs list

Other spin-off products

Add new spin-offs

ID	Name	Quantity	Stock type	Price	Active	Actions
37	Mug that can be personalized	259	Common	€13.90	Yes	
36	Customizable mug	259	Common	€13.90	Yes	
35	Customizable mug	259	Common	€13.90	Yes	
34	Customizable mug	259	Common	€13.90	Yes	

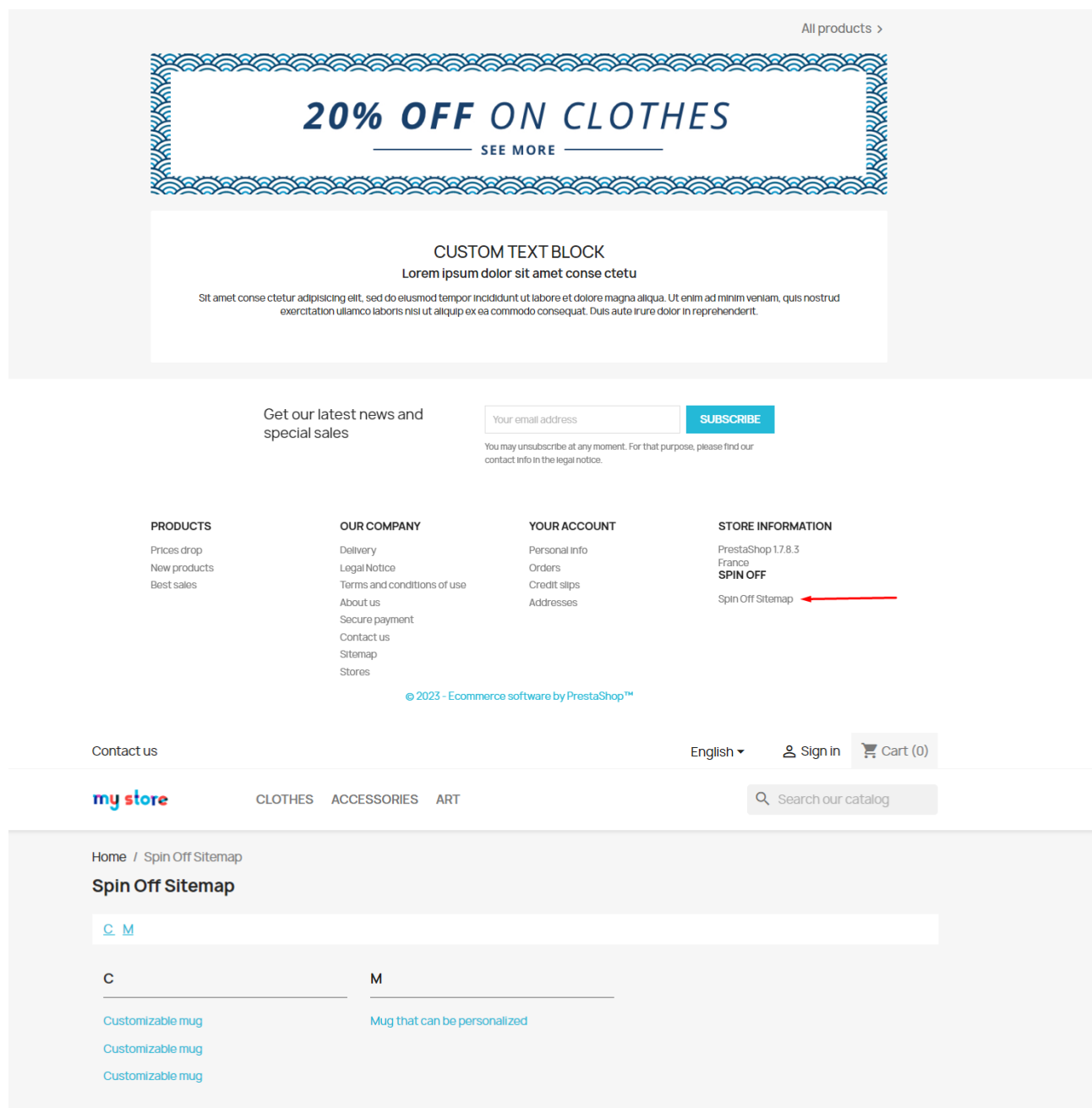
7. HTML Sitemap

The sitemap will be available at the following links:

https://your_site/index.php?fc=module&module=chatgptcontentgenerator&controller=productssitemap
– for any cases

or

https://your_site/module/chatgptcontentgenerator/productssitemap
- only when “Friendly URL” is enabled



Installation:

- Upload the module through the Backoffice (Modules > Add New Module)
- Hit Install it and enter the configuration

Video

<https://youtu.be/lKV29yCZxF8>