

Multi-tool

Prestashop module v1.0.0

Compatibility

PrestaShop 8.x

Goal

Versatile suite of tools and instruments for extending both Front Office and Back Office functionalities, improving user experience and expanding admin options with powerful management opportunities

Benefits for Merchants

- Multi-tool is an **“all-in-one” set** that contains tools that will help solve a wide variety of tasks and boost your PrestaShop store's performance! It's like a **Swiss army knife for the Prestashop admin** – must have!
- With each subsequent version release of the Multi-tool module, **the number of tools will increase** and you'll be allowed to enable some and disable others inside the module, just like in a real multi-tool.
- Currently, the set includes such tools as **“Add to cart redirect”** and **“Products cleaner”**. Much more will come!
- **You don't have to pay anything extra** - you'll always **get new tools inside** with every module update **for free!**
- **Unlock the full potential of your PrestaShop store** with the Multi-tool module. Streamline your operations, enhance your customer experience, and drive your sales to new heights.
- **Save time and effort with a suite of tools** designed to make your administrative tasks more efficient & improve your store's usability and attractiveness, leading to higher customer satisfaction and repeat purchases.

Benefits for customers

Customers will appreciate the quality of your store, the accuracy and relevance of the data in it (products management, etc), the speed of loading the site and many additional functions that are simply absent in competing stores!

“Multi-tool” is a combiner of possibilities that you can connect or disconnect from the number of available tools. Stay ahead of the competition with cutting-edge features that keep your store modern and efficient!

Features

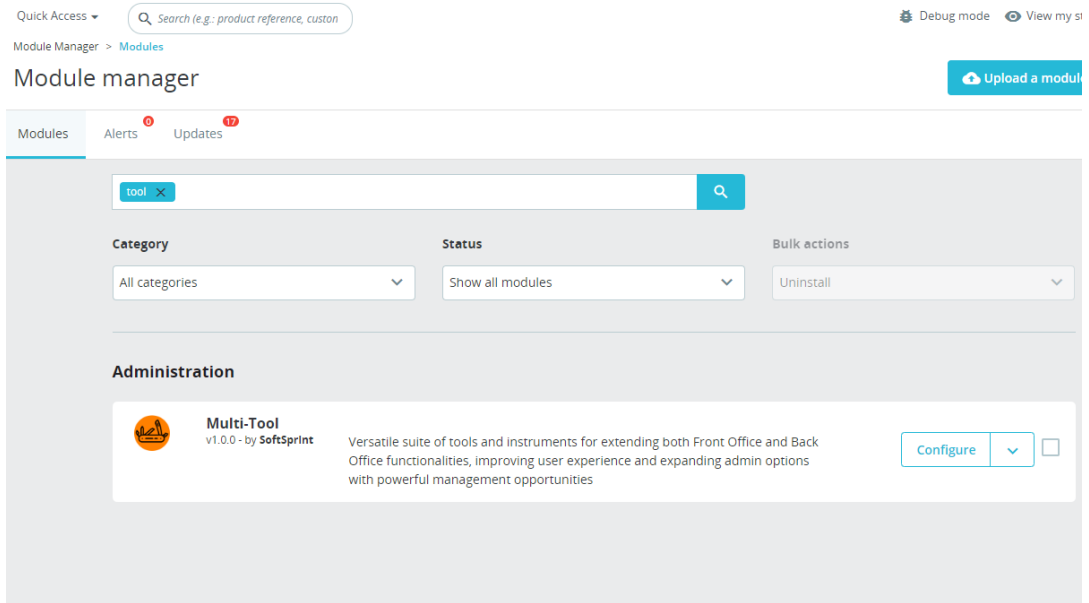
- “Multi-tool” is a universal set of tools that you can enable or disable as needed. For example, you can activate only **“Add to cart redirect”** tool and others will remain disabled. Tomorrow you will need the **“Products cleaner”** tool - no problem, you just activate it in the module and use for free! You can activate all the tools and use them all at the same time - you do NOT pay anything extra!
- To enable any tool, you do not need to download anything or log in - just click on the "Activate" button in the list of available module tools. All of them are immediately in the “Multi-tool” module and can be accessed at any time.
- With each new release of the “Multi-tool” module, more and more tools will appear in it. All of them are free! You only need to purchase the module once and receive updates forever.

List of included tools:

- Add To Cart Redirect
- Products Cleaner

Installation:

- Upload the module through the Backoffice (Modules > Upload a module)
- Hit Install it and enter the configuration



Add To Cart Redirect

Tool

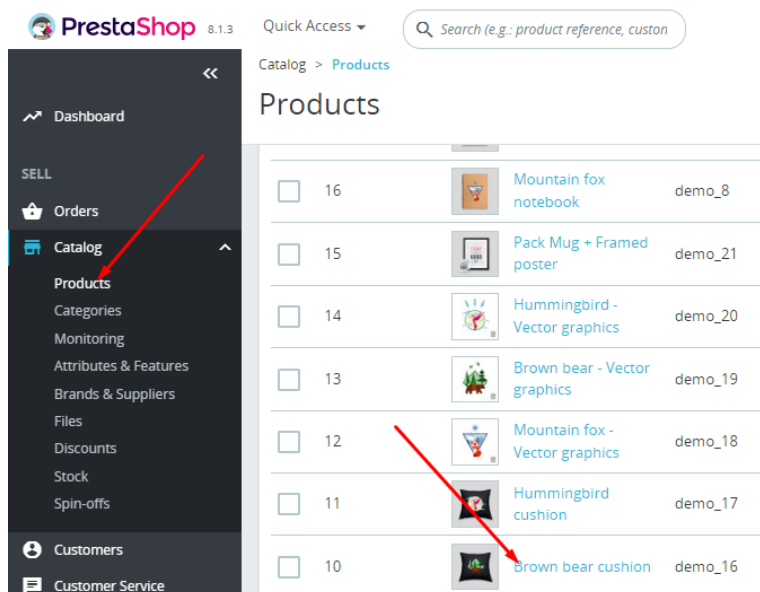
Tool adds a redirect link to the “Add to cart” button on product page, so the store visitor will be redirected to the appropriate URL instead of the native PrestaShop checkout process. Store admin can set individual link per each product.

Benefits

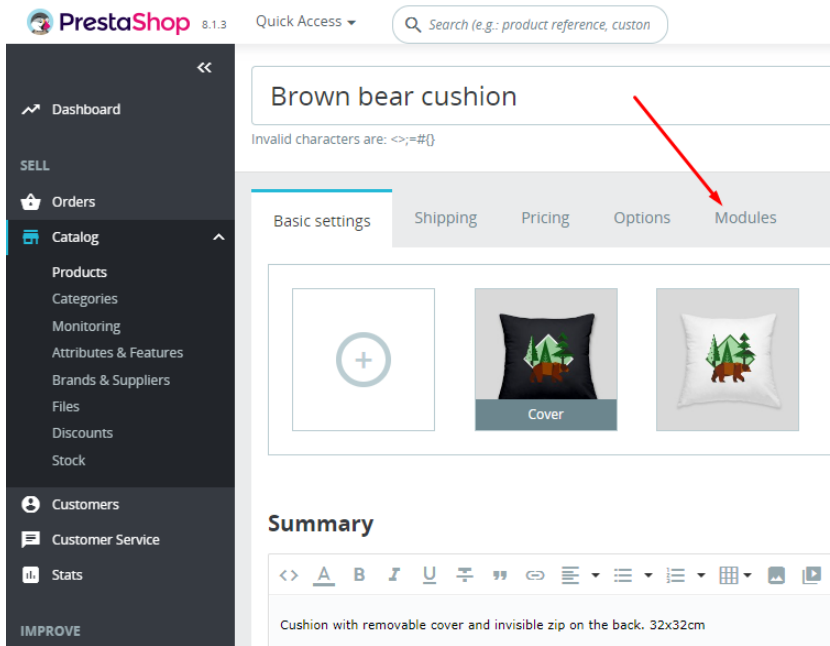
- Merchant (store owner) is allowed to control flexible sales management by setting the redirects for the necessary products: some products will stay available to be purchased from his regular store (native PrestaShop behaviour), but some products will be redirected to any URLs, like Amazon, eBay or any other custom links. For example, there is no appropriate product in PrestaShop stock, but it's presented in Amazon, so admin sets the necessary Amazon link in the PrestaShop product settings. User will be redirected to Amazon by clicking on “Add to cart” button on PrestaShop product page – admin will not miss the client.
- Merchant (store owner) can have some another Shopify or WooCommerce store, so he can relink his main PrestaShop store with those other stores by redirecting customers to any pages he needs. It becomes some kind of multi-market.
- It's cool instrument to save sales if particular product is out of stock in your store, but it is presented somewhere in another store, so you could easily redirect your customers there!
- Merchant (store owner) can study the demands for a product in the market, by redirecting the visitors to some landing page with the extended product description, booking form, etc
- Customers will not stay without a product, which is out of stock, - they will have a chance to be redirected to another store, where this product is presented;
- Customers will get some extra portion of information, which they should learn before the final product purchase, if this product is prototype and store owner just studies the demands for a product in the market

Settings

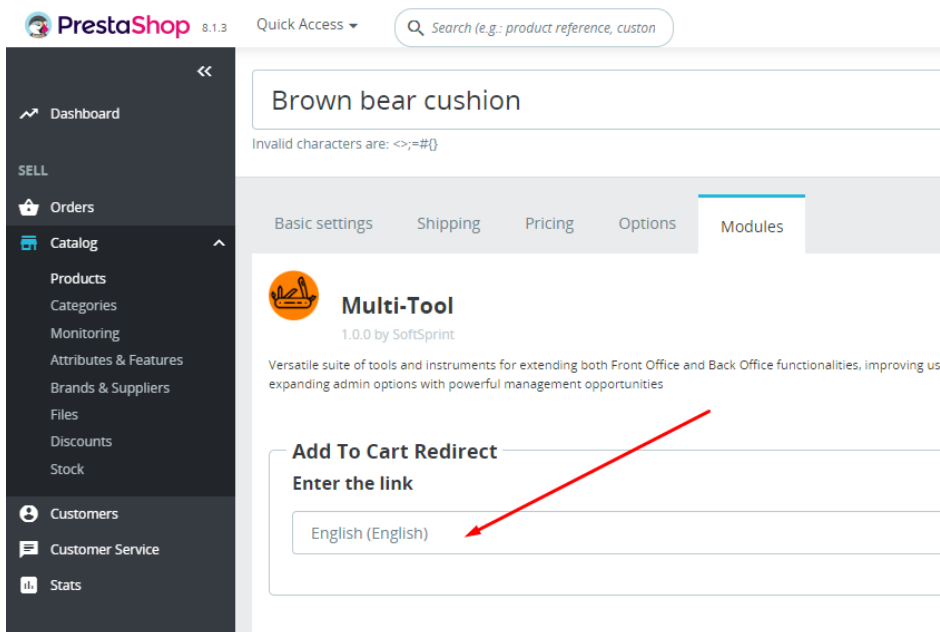
1. Store admin can add/edit/delete the redirect link to each product individually:



Follow the “Multi-Tool” section inside of product settings:



Here admin is allowed to set any URL he needs:



2. Store visitor will be redirected to the appropriate link (defined by admin) after clicking on “Add to cart” button. This link will be opened instead of the native PrestaShop checkout page:



BROWN BEAR CUSHION

€22.49

Tax included

Cushion with removable cover and invisible zip on the

Color: Black

Quantity

1



Share



Activation

- Enable "Add To Cart Redirect" tool on the module configuration page

Configure

Multi-Tool

Tools

Name	Description	
Add To Cart Redirect	Plugin adds a redirect link to the "Add To Cart" button on the product page.	<input type="button" value="ENABLE"/>
Products Cleaner	Delete the sold products after N days	<input type="button" value="ENABLE"/>

Products Cleaner

Tool

The tool clears your store from out of date products, quantity of which is equal to zero in the stock and which were sold more than the defined period of time. You can indicate this after sale period and trig the store cleaning manually or regularly by cron.

Benefits

- **Regular products cleaning** - the tool is configured by the user for automatic regular (periodic) removals of goods from the store, the amount of which is zero in the stock during a certain period. It's done by cron with the appropriate tool link use;
- **One-time products cleaning** - the user can manually remove products from the site, the number of which is zero in the stock during a certain period;
- **Redirect** - the user can set an URL to which the redirect from the page of deleted product will trigger.

Settings

One-time products cleaning

- select the period after sale in **ONE-TIME PRODUCTS CLEANING** panel:

⚙️ One-time products cleaning

Period after sale:

- click on **Clean products now** button – the products cleaning process will be proceed according to the defined period after sale. “After sale” means a period, during which the product quantity was = 0 in the stock and naturally there were no orders of this product during the defined “after sale” period.
- number of the deleted products will be shown while the cleaning has been finished:

Period after sale:

✔️ Process deleting the sold products was done:
Now date: 2024-06-07 10:20:35
Date for checking: 2024-05-08 10:20:35

100.00%

Total products: 7
Removed products: 7
Complete.

Regular products cleaning

- select the period after sale in **REGULAR PRODUCTS CLEANING BY CRON** panel:

⚙️ Regular products cleaning by cron

Period after sale:

Cron URL: <https://myshop.com/module/multitool/productleancron?token=521ac3b57571516086c17fed9ea943f>

- save the selected period after this – click on **Save** button;
- add the link **Cron url** into the cron settings of your server:

Period after sale:

Cron URL: <https://myshop.com/module/multitool/productleancron?token=521ac3b57571516086c17fed9ea943f>

cPanel

Perl Modules Optimize Website Softaculous Apps Installer

Select PHP Version Site Builder

ADVANCED

Cron Jobs Track DNS Indexes

Error Pages Apache Handlers MIME Types

Virus Scanner

cPanel

Common Settings

Once Per Day(0 0 * * *)

Minute:
 :00 (At the beginning of the hour.) (0)

Hour:
 12:00 a.m. Midnight (0)

Day:
 Every Day (*)

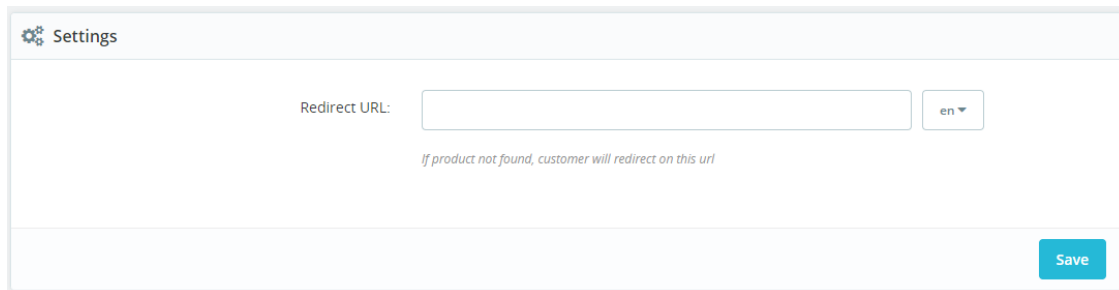
Month:
 Every Month (*)

Weekday:
 Every Day (*)

Command:

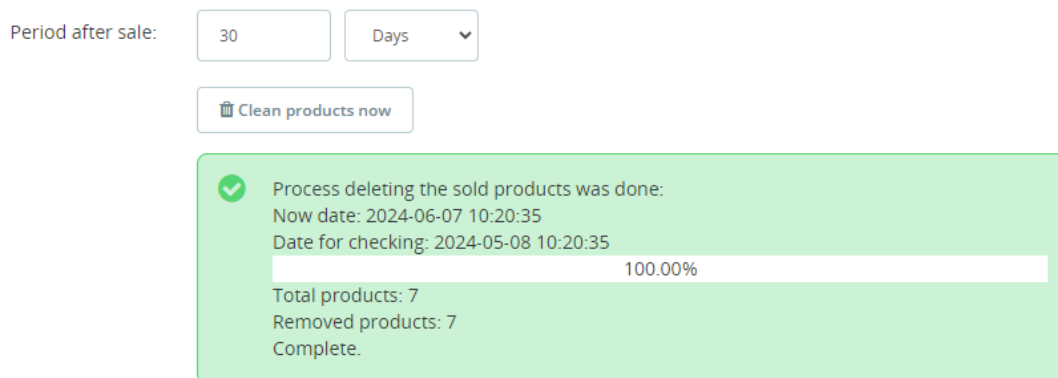
Redirect

The "**Redirect URL**" field allows to set the URL to which the redirect from the page of deleted products will trigger. Enter the link in the **Redirect URL** input and save the changes (click the **Save** button).



The screenshot shows a settings window titled "Settings" with a gear icon. It contains a "Redirect URL:" label followed by a text input field and a dropdown menu with "en" selected. Below the input field is a small italicized note: "If product not found, customer will redirect on this url". At the bottom right of the settings panel is a blue "Save" button.

Explanations of the fields in the status block (typical for both: One-time products cleaning and Regular products cleaning):



The screenshot shows a "Period after sale:" field with "30" and a "Days" dropdown. Below it is a "Clean products now" button with a trash icon. A green status block contains a checkmark icon and the following text: "Process deleting the sold products was done:", "Now date: 2024-06-07 10:20:35", "Date for checking: 2024-05-08 10:20:35", a progress bar at 100.00%, "Total products: 7", "Removed products: 7", and "Complete."

- **Now date** – current data and the time of the report
- **Date for checking** – displays the date from which the system has checked the goods and selected those which number was zero from that date
- **Total products** – quantity of the found products
- **Removed products** – quantity of the deleted products

Important

- Conditions of the product deleting:
 - stock balance of the product (quantity) = 0;
 - there were no product orders in the Orders section during the selected period.
- All product data will be erased while deleting it (database meanings, images, combinations, attributes, characteristics, etc.)
- Orders history of the particular product will remain
- If one item from the product combinations (in the "combinations" section) is zero and the other combination items are available, this zero-item will NOT be deleted. The tool does NOT remove combinations, but goods.

Activation:

- Enable “Products Cleaner” tool on the module configuration page

Modules / multitool / [Configure](#)

Configure

Multi-Tool

Back

Translate

Manage hooks

Check for updates

Tools		
Name	Description	
Add To Cart Redirect	Plugin adds a redirect link to the “Add To Cart” button on the product page.	ENABLE
Products Cleaner	Delete the sold products after N days	ENABLE