

Ping services

Compatibility

PrestaShop 1.7.x – 8.x

Goal

Ping services is PrestaShop module which improves indexing of your shop by notifying popular ping services about the new products and pages in your store. Speeds up store indexing and improves SEO.

Benefits for Merchants

- ping services speed up site indexing and promote it higher in search results;
- new pages and products will get traffic higher;
- no need to use manual submissions in each individual ping service – module sends bulk pings;
- store gets automatic fast backlinks indexing by search engine bots.

Benefits for customers

- customers can find shop content more often in search results;
- customers can find shop and its products easier due to faster indexing by search engines;
- backlinks from ping services will provide extra promotion of the store pages and products.

Features

- admin can use any ping services he wants by adding their list in module settings;
- admin can notify ping services by selecting necessary products or categories using checkboxes or directly from the product or category page while editing it;
- module sends pings automatically after admin adds content.

Module settings

1. “Configuration” tab

Adding new ping services:

Quick Access ▾

Modules / pingservices / Configure

Configure

Ping services

Back Tr

? Information about responses:

- 32300 transport error - could not open socket: it is a permission error it could be because you are trying to listen to a system reserved port that you are trying to open is actually invalid.
- 32300 transport error - HTTP status code was not 200: typically this error means that the production server was unsuccessful in communicating. If authentication is in place with no exception for the production server, there are routing or DNS issues preventing the request from reaching the server

CONFIGURATION LOGS

Notify ping services automatically about the new products or pages publishing

Disabled

* Ping services

SAVE

- **Switcher (Enables/Disabled)** – notify ping services automatically about the new products or pages publishing
- **Ping services** – ping services list which will be informed
- **Save** – save data in database

2. “Logs” tab

Logs table of ping services:

Quick Access ▾

Modules / pingservices / Configure

Configure
Ping services

Information about responses:

- 32300 transport error - could not open socket: it is a permission error it could be because you are trying to listen to a system reserved port that you are trying to open is actually invalid.
- 32300 transport error - HTTP status code was not 200: typically this error means that the production server was unsuccessful in communicating. If authentication is in place with no exception for the production server, there are routing or DNS issues preventing the request from reaching the server

CONFIGURATION LOGS

Logs

Id	Name	Service	Response
2	Legal Notice	http://rpc.pingomatic.com	Failed basic XML-RPC ping for "http://rpc.pingomatic.com": -32300->transport error - could not open socket
3	Terms and conditions of use	http://rpc.pingomatic.com	Failed basic XML-RPC ping for "http://rpc.pingomatic.com": -32300->transport error - could not open socket
9	Art	http://rpc.pingomatic.com	Failed basic XML-RPC ping for "http://rpc.pingomatic.com": -32300->transport error - could not open socket
6	Accessories	http://rpc.pingomatic.com	Failed basic XML-RPC ping for "http://rpc.pingomatic.com": -32300->transport error - could not open socket

- **Id** – id of product
- **Name** – name of the product
- **Service** – name of ping service that was notified
- **Response** – response that ping service send back
- **Time** - time the ping was send
- **Status** – status of response

Installation

- Upload the module through the Backoffice (Modules > Add New Module) or using FTP client
- Hit **Install** it and enter the configuration

Other remarks

Ping services directly from catalog:

Quick Access ▾

Catalog > Products

Products New product

Filter by categories ▾ Bulk actions ▾ **Notify ping services**

Select all

ID	Image	Name	Reference	Category	Price (tax excl.)	Price (tax incl.)
<input type="checkbox"/> 22	<input type="text" value="Mi"/> <input type="text" value="Mc"/>	<input type="text" value="Search name"/>	<input type="text" value="Search ref."/>	<input type="text" value="Search category"/>	<input type="text" value="€100.00"/> <input type="text" value="€120.00"/>	
<input type="checkbox"/> 21		basic membership		Memberships	€50.00 €60.00	

Ping sites directly from product page:




The screenshot shows a product page in a CMS. At the top, there's a search bar with 'ug' and a dropdown menu for 'Standard prod'. Below the search bar, there are navigation tabs for 'ies', 'Shipping', 'Pricing', 'SEO', and 'Options'. The main content area is divided into sections: 'Combinations' (Simple product selected), 'Reference' (demo_14), 'Quantity' (300), and 'Price'. At the bottom, there are several buttons: 'Save', 'Duplicate', 'Go to catalog', 'Add new product', and 'Notify ping services' (highlighted with a red box).

Ping sites directly from categories page:

The screenshot shows a categories page in a CMS. At the top, there's a search bar with 'Search (e.g.: product reference, custom)'. Below the search bar, there's a 'Categories' section with an 'Add new category' button. The main content area shows a summary of categories: 'Disabled Categories: 0', 'Empty Categories: 1', and 'Top Category: 30 DAYS'. Below this, there's a 'Categories (5)' section with a table. The table has columns for 'ID', 'Name', 'Description', and 'Position'. The 'Notify ping services' button is highlighted in red.

ID	Name	Description	Position
Search ID	Search name	Search description	Sea
3	Clothes	Discover our favorites fashionable discoveries, a selection of cool items to integrate in your wardrobe. Compose a unique style with personality which	
6	Accessories	Items and accessories for your desk, kitchen or living room. Make your house a home with our eye-catching designs.	
9	Art	Framed poster and vector images, all you need to give personality to your walls or bring your creative projects to life.	
10	Memberships		

Ping sites directly from edit category page:

View my shop   

Recommended Modules and Services Help

0 of 160 characters used (recommended)

Meta keywords en ▼
To add tags, click in the field, write something, and then press the "Enter" key. Invalid characters: <->=#[]

* Friendly URL en ▼
Only letters, numbers, underscore (_) and the minus (-) character are allowed.

* Group access

Select all

Visitor

Guest

Customer

Mark all of the customer groups which you would like to have access to this category.

i You now have three default customer groups.

Visitor - All people without a valid customer account.

Guest - Customer who placed an order with the guest checkout.

Customer - All people who have created an account on this site.

Notify ping services Save

Ping sites directly from pages table:

Quick Access ▼

Design > Pages

Add new page category Add new page

Home

Categories (0)

No records found

Pages in category "Home" (6)

Bulk actions ▼ Notify ping services

	ID	URL	Title	Meta title	Position ▲
<input type="checkbox"/>	ID	URL	Title	Meta title	Position
<input type="checkbox"/>	1	delivery	Delivery		
<input type="checkbox"/>	2	legal-notice	Legal Notice		
<input type="checkbox"/>	3	terms-and-conditions-of-use	Terms and conditions of use		
<input type="checkbox"/>	4	about-us	About us		

Ping sites directly from edit page form:

The screenshot shows the Magento 2 edit page form. At the top right, there are links for 'View my shop', a notification bell, and a user profile icon. Below these are buttons for 'Recommended Modules and Services' and 'Help'. The main content area is titled 'Page content' and includes a language selector (En, Uk) and a rich text editor. The editor contains the following text:

Shipments and returns

Your pack shipment

Packages are generally dispatched within 2 days after receipt of payment and are shipped via UPS with tracking and drop-off without signature. If you prefer delivery by UPS Extra with required signature, an additional cost will be applied, so please contact us before choosing this method. Whichever shipment choice you make, we will provide you with a link to track your package online.

Shipping fees include handling and packing fees as well as postage costs. Handling fees are fixed, whereas transport fees vary according to total weight of the shipment. We advise you to group your items in one order. We cannot group two distinct orders placed separately, and shipping fees will apply to each of them. Your package will be dispatched at your own risk, but special care is taken to protect fragile objects.

Boxes are amply sized and your items are well-protected.

904 of 21844 characters allowed

Below the editor, there are two toggle switches: 'Search engines' (set to 'No') and 'Displayed' (set to 'Yes'). At the bottom right, there are three buttons: 'Notify ping services' (highlighted with a red box), 'Save and preview', and 'Save'.

Attention: If **Id** meaning is 0 and **Name** meaning is "Main page", then ping services were notified about your store main page changes:

The screenshot shows the 'Configure Ping services' page in Magento 2. It includes a search bar, a breadcrumb trail 'Modules / pingservices / Configure', and a 'Back' button. The page title is 'Configure Ping services'. Below the title, there is a section for 'Information about responses' with two bullet points:

- 32300 transport error - could not open socket: it is a permission error it could be because you are trying to listen to a system reserved port that you are trying to open is actually invalid.
- 32300 transport error - HTTP status code was not 200: typically this error means that the production server was unsuccessful in communicating with the server. If authentication is in place with no exception for the production server, there are routing or DNS issues preventing the request from reaching the server.

Below this, there are tabs for 'CONFIGURATION' and 'LOGS'. The 'LOGS' tab is active, showing a table of ping results:

Id	Name	Service	Response
0	Main page	http://blo.gs/ping.php	Failed basic XML-RPC ping for "http://blo.gs/ping.php": -32700->parse error: not well formed
0	Main page	http://rpc.weblogs.com/RPC2	Failed basic XML-RPC ping for "http://rpc.weblogs.com/RPC2": -32300->transport error - could not open socket
0	Main page	http://www.blogdigger.com/RPC2	Failed basic XML-RPC ping for "http://www.blogdigger.com/RPC2": -32300->transport error - HTTP status code was not 200 HTTP/1.1 403 Forbidden
0	Main page	http://ping.feedburner.com	1We were unable to process your ping. You must ping with a URL that exactly match the channel link (RSS) or alternate link (Atom) in your top level feed element pointing back to your website (e.g http://myblog.blogspot.com/), or use your feed URL (e.g. http://feeds.feedburner.com/myurl).
0	Main page	http://rpc.pingomatic.com	Pings being forwarded to 3 services!
0	Main page	http://rpc.twingly.com	1No URL to ping.

Demonstration video

<https://youtu.be/QHGc3X4-MWM>