

Custom popup

Compatibility:

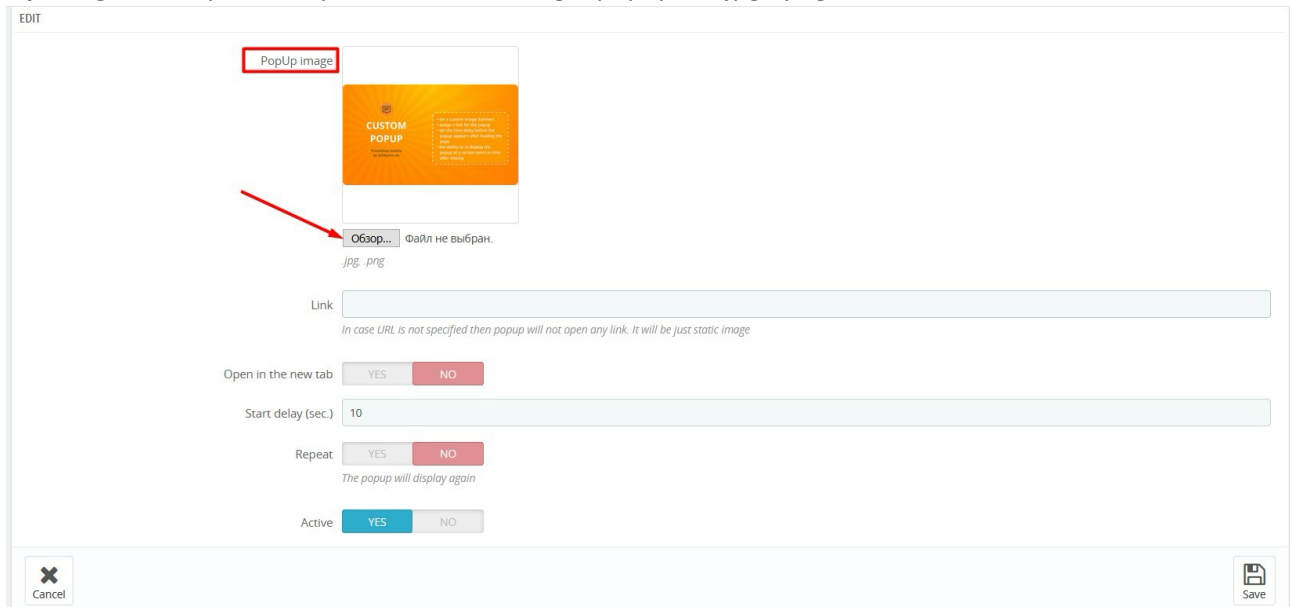
PrestaShop 1.6.x - 8.x

Goal

The module is designed to display a popup on the site page (for example, to promote some product or to increase sales of some items). Popup is a teaser advertisement, which forces the user to click on it and follow the appropriate link, which boosts your sales! Besides popup is the superb way to inform the visitors about some activity, sales, promo-codes, etc. All of this allows to transform the site into interactive instrument!

Module fields settings:

- **PopUp image** - here you can upload a custom image (popup) in .jpg, .png;



EDIT

PopUp image

Обзор... Файл не выбран.
.jpg, .png

Link

In case URL is not specified then popup will not open any link. It will be just static image

Open in the new tab: YES NO

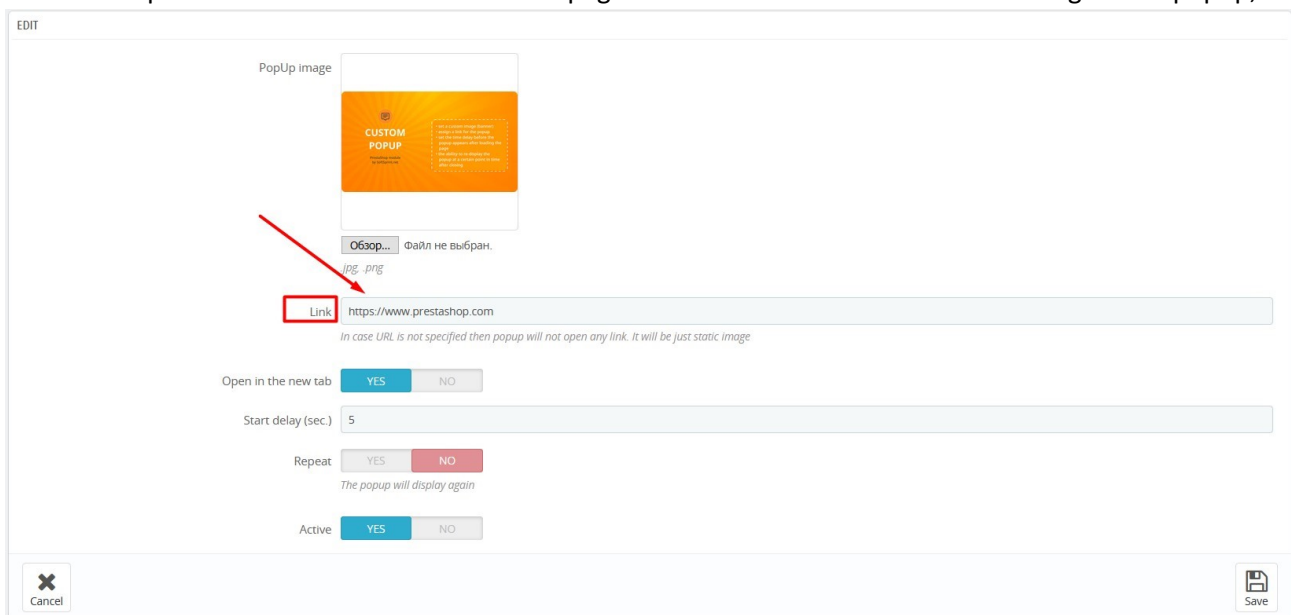
Start delay (sec.): 10

Repeat: YES NO
The popup will display again

Active: YES NO

Cancel Save

- **Link** - this field permits to set a URL the link to the page which should be loaded when clicking on the popup;



EDIT

PopUp image

Обзор... Файл не выбран.
.jpg, .png

Link: <https://www.prestashop.com>

In case URL is not specified then popup will not open any link. It will be just static image

Open in the new tab: YES NO

Start delay (sec.): 5

Repeat: YES NO
The popup will display again

Active: YES NO

Cancel Save

- **Open in the new tab** - you can select "YES" if you want to open the link in the new window. You can select "NO" if you want to open the link in the same browser window;

EDIT

PopUp image

Обзор... Файл не выбран.
/jpg/.png

Link
In case URL is not specified then popup will not open any link. It will be just static image

Open in the new tab YES NO

Start delay (sec.)

Repeat YES NO
The popup will display again

Active YES NO

Cancel Save

- **Start delay (sec.)** - this field allows to set the time interval before popup appears after loading the page (in seconds);

EDIT

PopUp image

Обзор... Файл не выбран.
/jpg/.png

Link
In case URL is not specified then popup will not open any link. It will be just static image

Open in the new tab YES NO

Start delay (sec.)

Repeat YES NO
The popup will display again


Active YES NO

Cancel Save

- **Repeat** - you can select "YES" if you would like to set the ability to re-display the popup in a certain time interval after closing the popup with the help of "X" button in the top right corner of popup;

EDIT

PopUp image



Обзор... Файл не выбран.
jpg png

Link
In case URL is not specified then popup will not open any link. It will be just static image

Open in the new tab YES NO

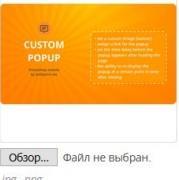
Start delay (sec.)

Repeat YES NO
The popup will display again

Active YES NO

- **Repeat delay (sec.)** - this field allows to set the time interval before the popup appears after the previous closing with the help of "X" button;

PopUp image



Обзор... Файл не выбран.
jpg png

Link
In case URL is not specified then popup will not open any link. It will be just static image

Open in the new tab YES NO

Start delay (sec.)

Repeat YES NO
The popup will display again


Repeat delay (sec.)

Active YES NO

- **Active** - you can select "YES" and activate the popup.

EDIT

PopUp image



Обзор... Файл не выбран.
:jpg, :png

Link:
In case URL is not specified then popup will not open any link. It will be just static image

Open in the new tab: YES NO

Start delay (sec.):


Repeat: YES NO
The popup will display again

Active YES NO

Be sure to save the settings using the **"Save"** button!

EDIT

PopUp image



Обзор... Файл не выбран.
:jpg, :png

Link:
In case URL is not specified then popup will not open any link. It will be just static image

Open in the new tab: YES NO

Start delay (sec.):

Repeat: YES NO
The popup will display again

Active: YES NO

Important!

- images for **PopUp image** can be uploaded in the following formats: .jpg, .png;
- if no URL is specified in the **Link** field, no link will be opened when clicking on popup. Popup will be a static image;
- if you do not select **"YES"** in the **Active** field, the popup will not be displayed;
- if a user clicks on the popup and follows the link, the popup will not appear on that user's site anymore;
- **REPEAT** - here can be set the popup reappearance function on the page in case the user closes the popup with the help of "X" button. Popup will stop to appear if user clicked on the popup image and followed the appropriate link.

Video demonstration:

<https://youtu.be/Elb4p1bV9jl>

Test environment:

- **front-end:**

<https://test.prestashop.support/custompopup/>

- **back-end:** <https://test.prestashop.support/custompopup/bo> login: demo@demo.com password: demodemo